

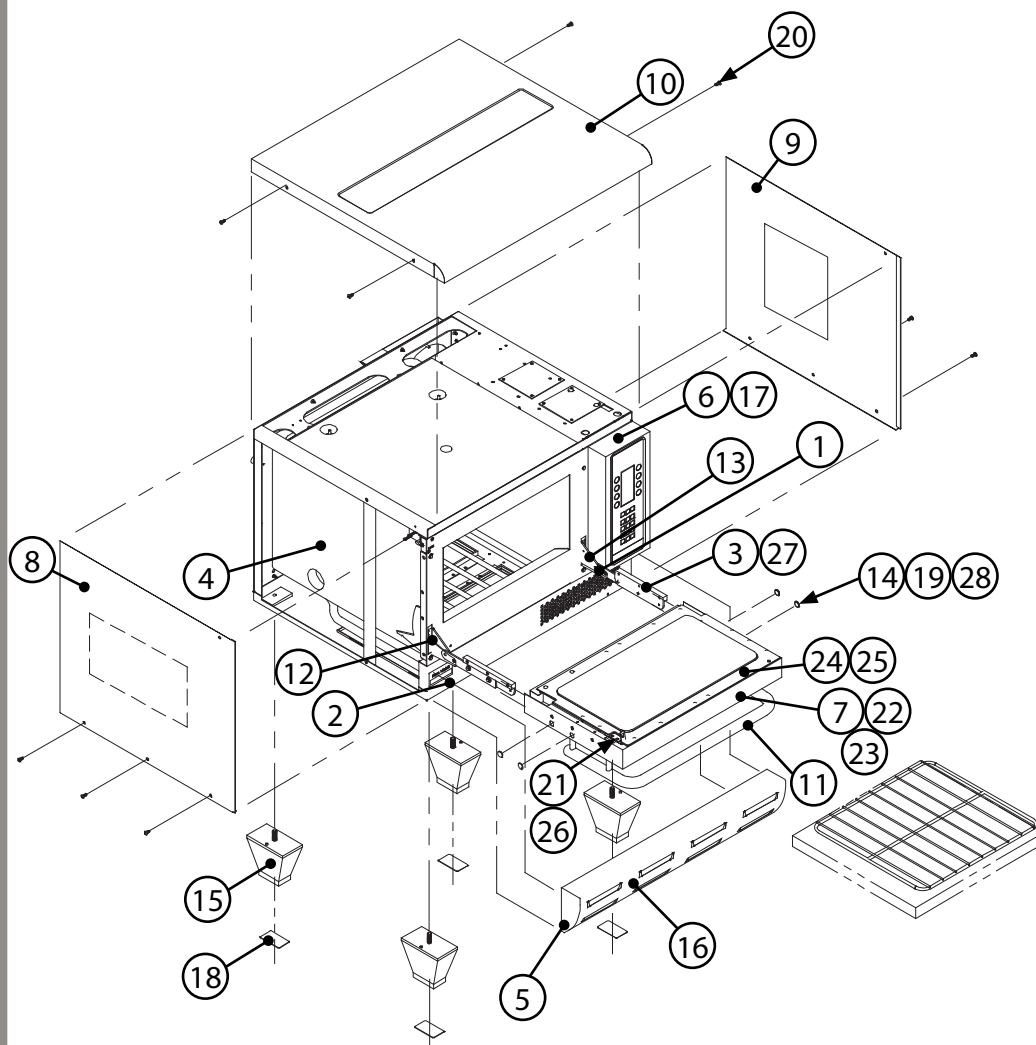


TurboChef Parts Catalog

FOR TURBOCHEF OVENS

Sections

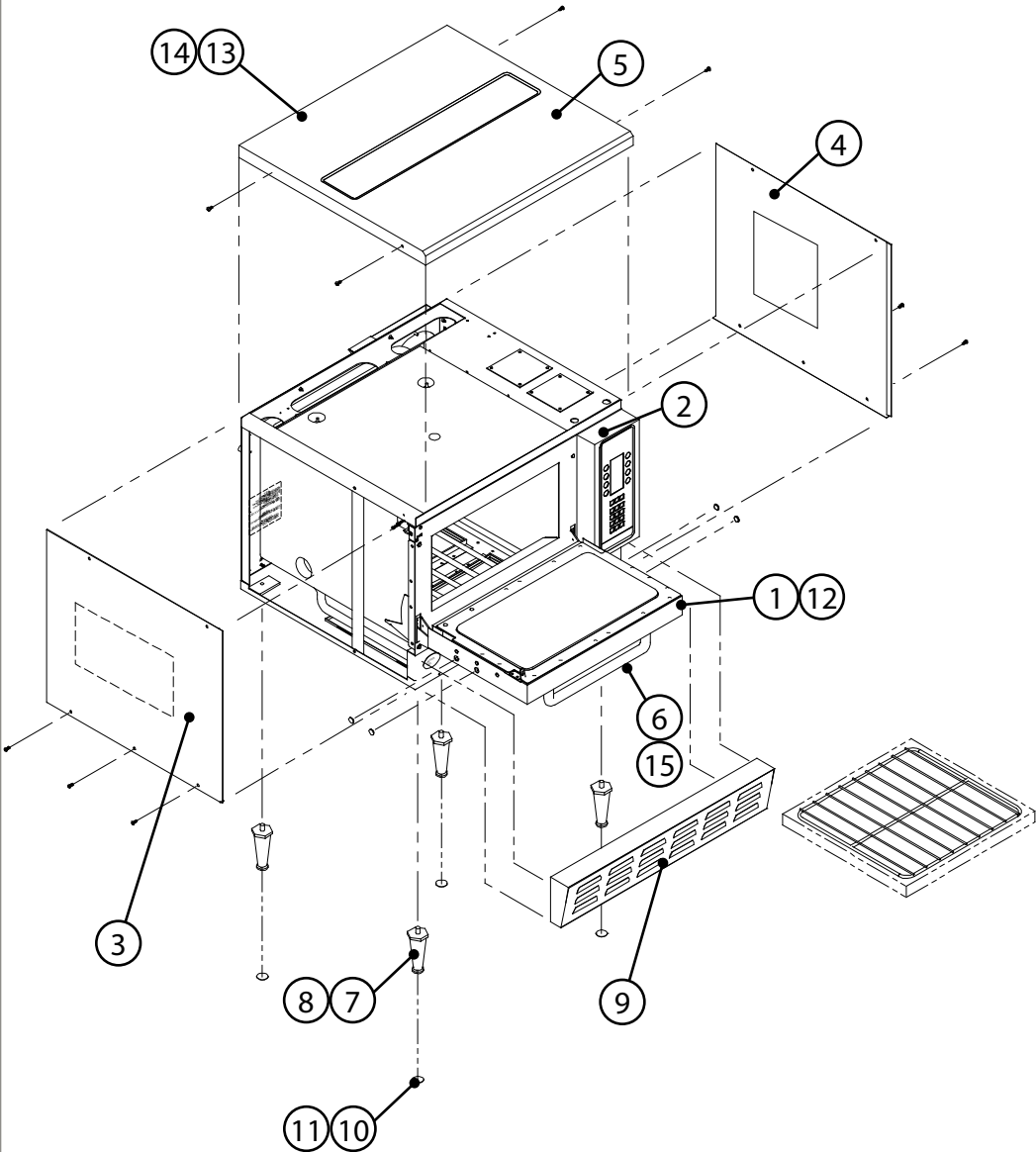
Tornado 2 Oven



#	P/N	Description
1	102809 (x6)	#8-32 x 3/8" CSK 100
2	101972 (x4)	Ball Stud 6-32 1/4"
3	NGC-1061 (x2)	Block, Door, Hinge, NGC*
4	NGC-1152	Clamp, Thermostat
5	T0337 (x4)	Clip, Ball Stud
6	NGC-1485	Cover, Display (Tornado 2)
7	NGC-1482	Cover, Door (Tornado 2)
8	NGC-1484-1	Cover, Left Side (Tornado 2)
9	NGC-1484-2	Cover, Right Side (Tornado 2)
10	NGC-1483	Cover, Top (Tornado 2)
11	NGC-1481	Handle, Door (Tornado 2)
12	102805	Hinge, Left
13	102804	Hinge, Right
14	101191 (x4)	Hole Plug, Cook Door
15	NGC-1487 (x4)	Leg (Tornado 2)
16	NGC-1491	Lower Access Panel with Clips (Tornado 2)
17	102962 (x2)	Nut, #8-32 External Tooth
18	NGC-1492 (x4)	Pad, Leg (Tornado 2)
19	101381 (x4)	Screw, #10-32 x 1/2, Hex, SS (NGC Door to Hinge)
20	102752 (x4)	Screw, #8-16 Sheet Metal Torx Security
21	102748 (x2)	Screw, Torx T-15 Security #8-32 x .38
22	NGC-3021	Service Kit, NGC Door Shunt Assy
23	NGC-3090	Service Kit, NGC, Door (Tornado 2)
24	NGC-3010	Shunt Door Frame Seal, Kit
25	NGC-1062	Spacer, Plastic Shunt Frame
26	NGC-1076-2	Tab, Actuator, Door
27	102140 (x4)	Washer, #10, Flat, SS (NGC Door to Hinge)
28	102350 (x4)	Washer, Lock, Split

Sections

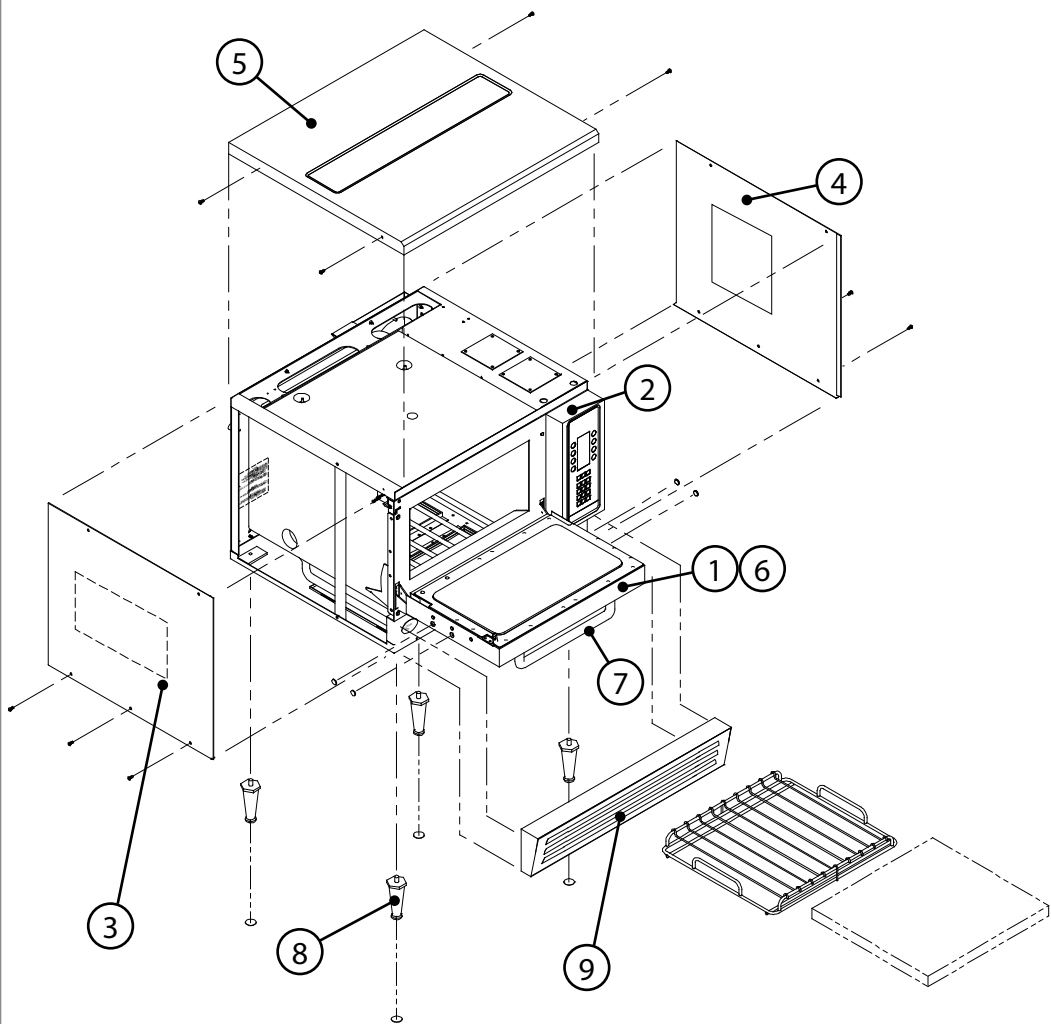
Original Tornado Oven (differences from Tornado 2 oven)



#	P/N	Description
1	NGC-1056	Cover, Door NGC Oven
2	NGC-1040	Cover, Keypad, Display
3	NGC-1069-1	Cover, Left Side
4	NGC-1069-2	Cover, Right Side
5	NGC-1068	Cover, Top
6	102750	Handle, Door
7	100781 (x4)	Leg, 4 inch
8	100785 (x4)	Leg, Black, Plastic
9	NGC-1071-2	Lower Access Panel
10	NGC-1187	Pad, Abrasive, Non-slip
11	NGC-1440	Pad, Non-skid Neoprene (Pad for 100785, includes NGC-1187)
12	NGC-3067	Service Kit, Door w/Packaging
13	NGC-3012	Service Kit, Insulation, for Top Heater, NGC
14	NGC-3022	Service Kit, Top Cover w/Heater Insulation
15	T0350 (x2)	Spacer, Door Handle

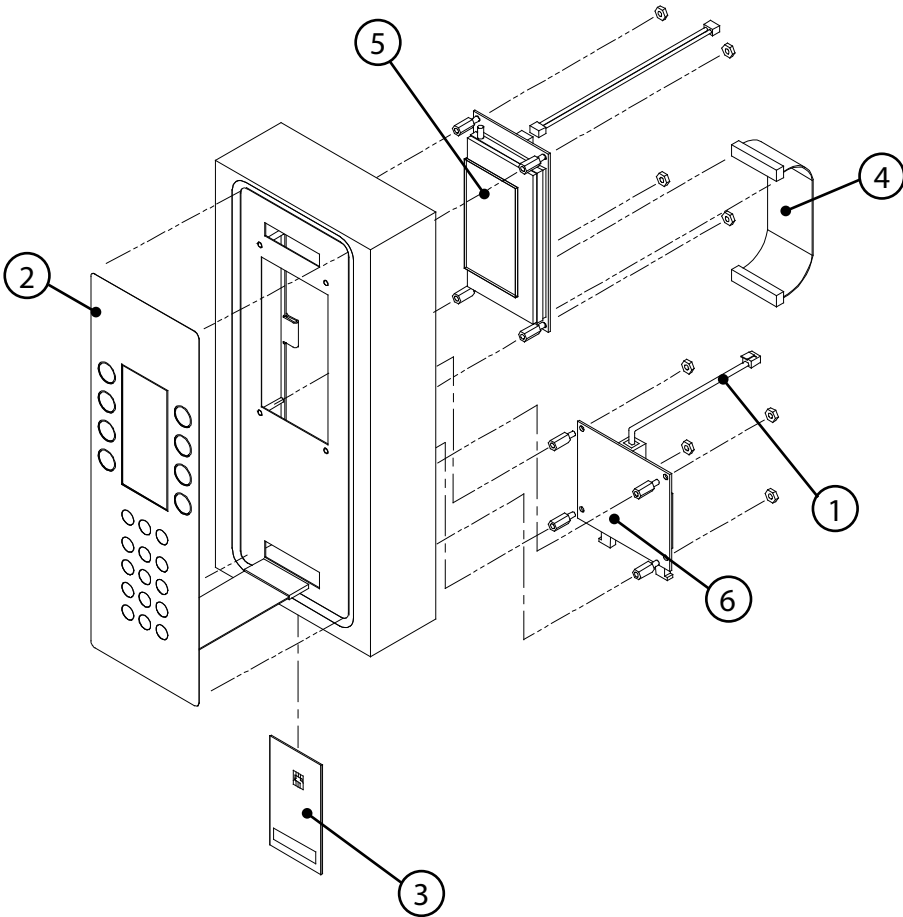
Sections

Starbucks Custom Oven (differences from original Tornado oven)



#	P/N	Description
1	NGC-1056	Cover, Door, NGC Starbucks
2	NGC-1209	Cover, Keypad/Display, NGC Starbucks
3	NGC-1213-1	Cover, Left Side, NGC Starbucks
4	NGC-1213-2	Cover, Right Side, NGC Starbucks
5	NGC-1211	Cover, Top NGC Starbucks
6	NGC-3067-2	Door Assembly, NGC Starbucks
7	NGC-1216	Handle, Door, Molded, NGC Starbucks
8	100788	Leg, 4", Aluminum, Black Powder-Coated, NGC Starbucks
9	NGC-1212	Lower Access Panel, NGC Starbucks

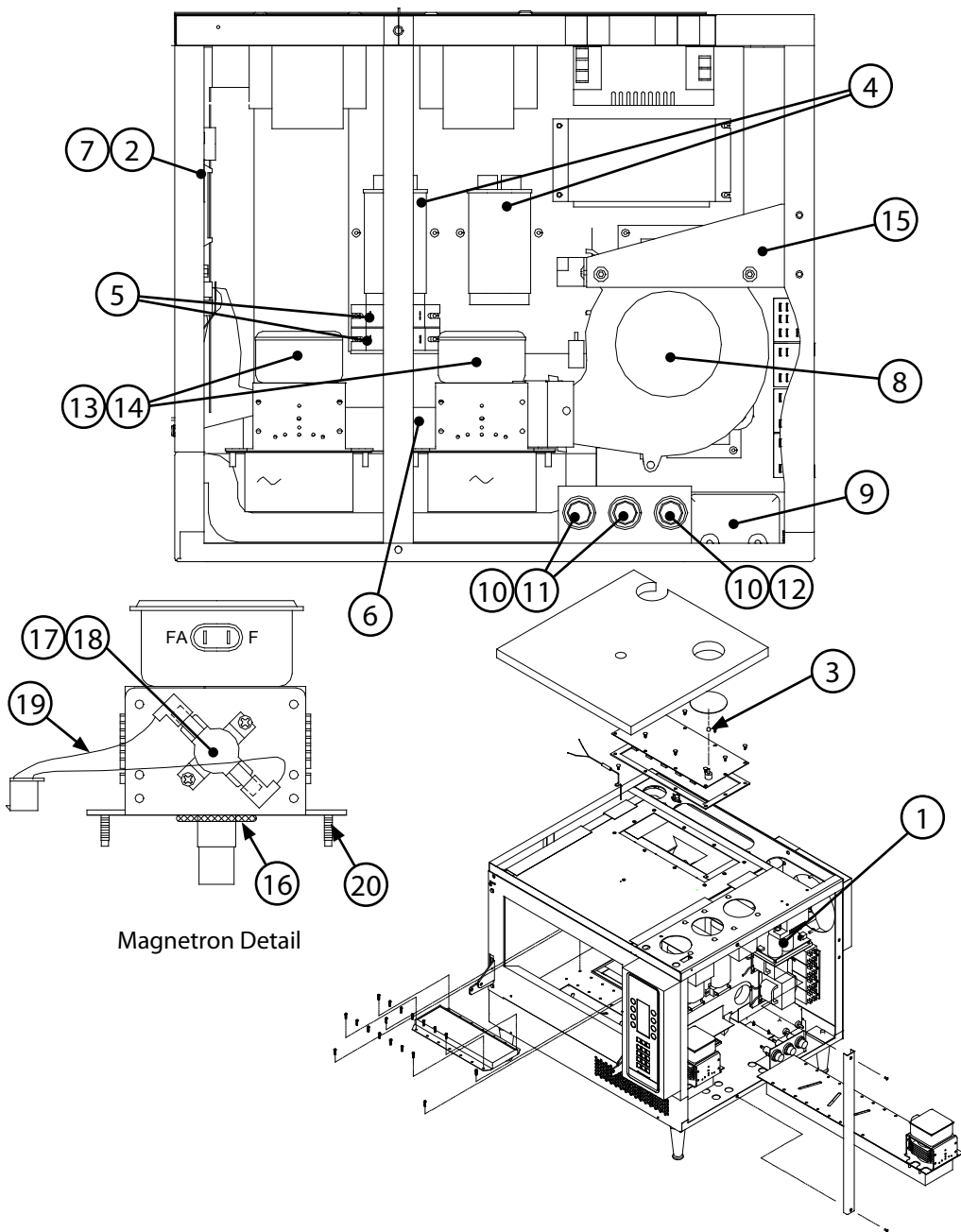
Sections



* NOTE: To prevent air bubbles when laying the keypad, start by sticking one end of the keypad to the surface and then laying it across towards the other end. As you lay the keypad, ensure a proper seal.

#	P/N	Description
1	100182	Cable, Smart Card Reader
2	NGC-1495-1	Keypad, General Market, Black (Tornado 2)*
	NGC-1110-1	Keypad, General Market, Gray (Tornado 1)*
	NGC-1110-3	Keypad, Starbucks*
	NGC-1110-2	Keypad, Subway, Gray*
	NGC-1495-2	Keypad, Subway, Black*
3	100508 Contact TurboChef NGC-1181-1	Menu Card, Blank Menu Card, Custom Menu Card, General Market
4	100184	Ribbon Cable, Display Harness
5	NGC-3023	Service Kit, VF Display w/Cable
6	100506	Smart Card Reader

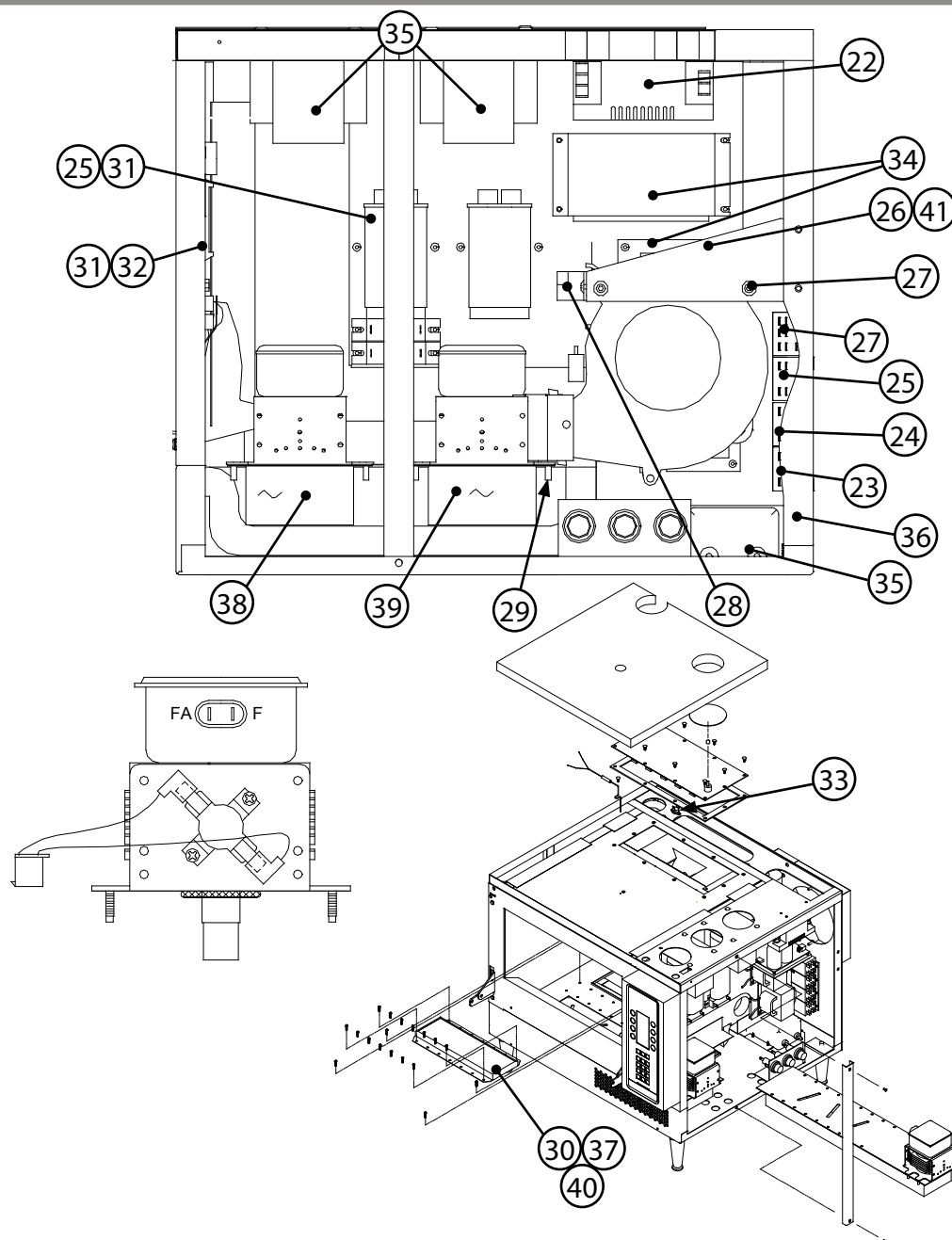
Sections



#	P/N	Description
1	CON-3010	Blower Motor Controller (Discard Provided HHB Eproms)
2	NGC-1306 (x2)	Bracket, Offset, I/O Board
3	100795 (x2)	Cap, Silicone, Ultra-Bake (Heater Terminals)
4	NGC-3020 (x2) NGC-3020-2 (x2) 100207 (x2)	Capacitor, Kit (60 HZ Non-Japan) Capacitor, Kit (50 HZ Non-Japan) Capacitor, HV, Japan
5	100481 (x2)	Diode, High Voltage
6	NGC-1108	Duct, Magnetron Cooling
7	NGC-1099-XXXX	EPROM Control, NGC
8	100083	Fan, Magnetron Cooling
9	100543 100545	Filter, EMI, 1Ph (USA, Europe, Latin America, Japan) Filter, EMI, 3Ph (Europe, Asia-Pacific, Korea, Japan)
10	100586 (x3)	Fuse Holder
11	100592 (x2)	Fuse, 12 Amp
12	100599	Fuse, 20 Amp
13	NGC-3015 (x2)	Magnetron
14	100421 (x2)	Magnetron Connector
15	NGC-3087	Magnetron Cooling Fan Offset, Kit (Tornado 2 only)
16	NGC-3014	Magnetron Gasket (one foot)
17	102070	Magnetron Thermostat, Klixon
18	NGC-1163	Magnetron Thermostat Insulator
19	100186	Magnetron Wire (Magnetron Thermostat Wire)
20	101001 (x4 per magnetron)	Nut, M5 Serrated Flange (Magnetron)

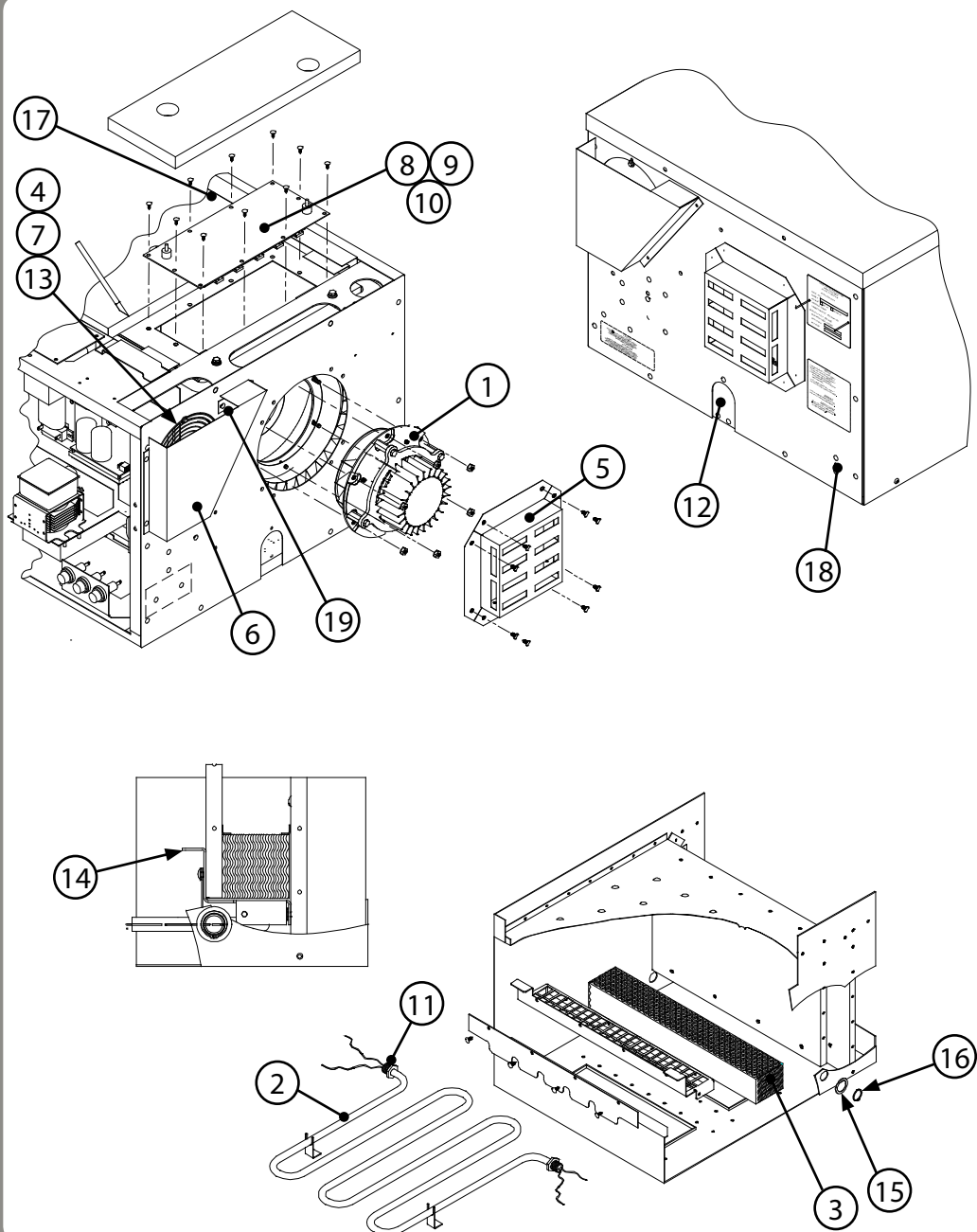
Continued on page 6...

Sections



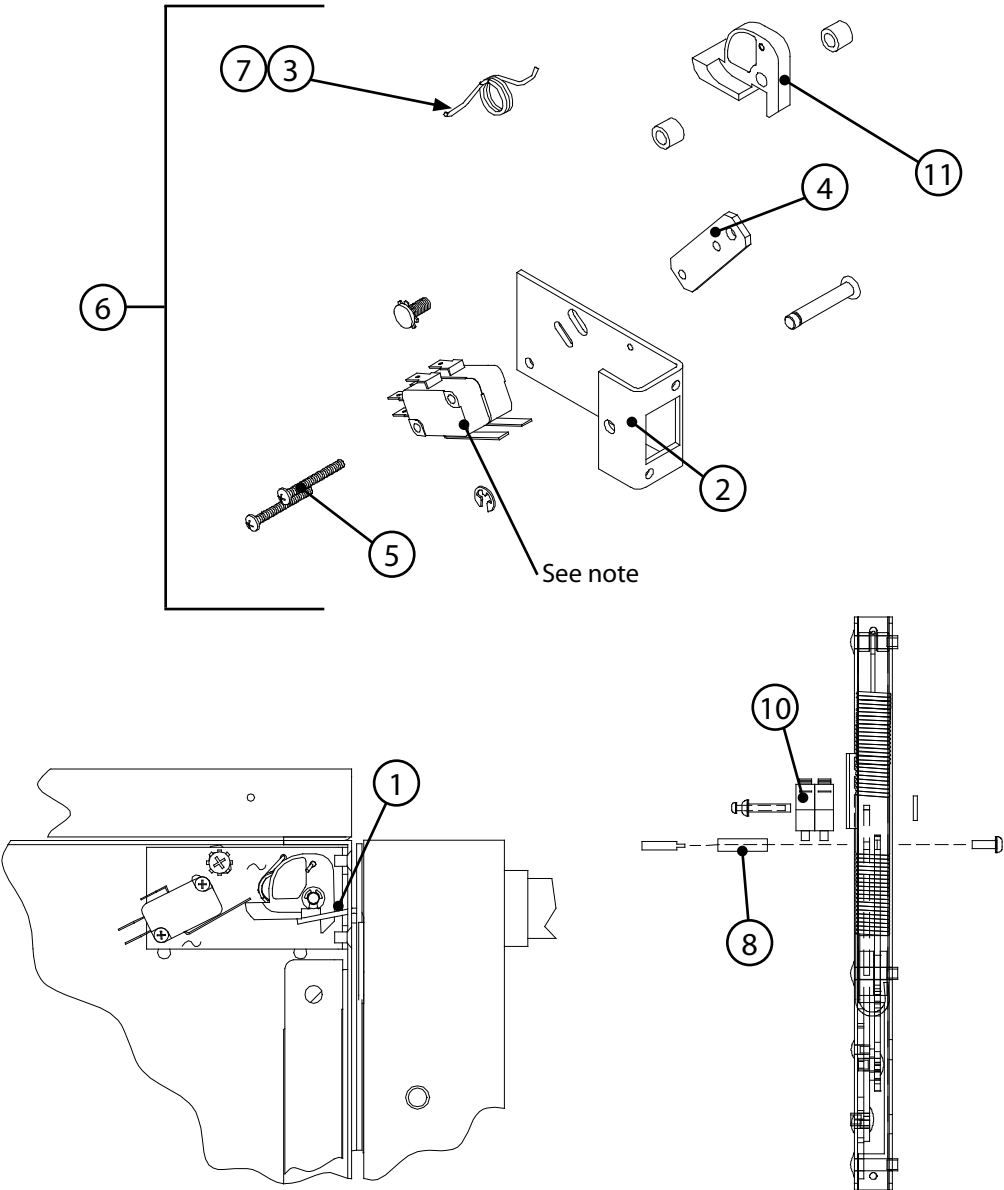
#	P/N	Description
22	NGC-3069	Power Supply and Bracket, Kit
23	101273	Relay, K1 Filament
24	101273	Relay, K2 HV Transformers
25	101273	Relay, K3 Monitor
26	NGC-3005	Relay, K4/K5, Solid State, Dual 40-Amp
27	101272	Relay, K6 Voltage (USA 60 HZ)
28	NGC-3030-X	Relay, K7, Mag Cooling Fan and Software Upgrade
29	101666 (x8)	Screw, 8-32 x 1/2" Trim Head Cap (Waveguide Mounting)
30	102567	Sealant, RTV, Permatex, 3 ounce
31	NGC-3083	Sound Device, Alternate
32	700-1199	Thermocouple Electrical Compartment
33	102086	Thermostat, Snap Disk, N.O. Close on Rise 120F
34	NGC-3061-1	Transformer, Filament, 60HZ (USA and Intl, Non-Japan)
	NGC-3061-2	Transformer, Filament, 50HZ (Intl, Non-Japan)
	NGC-3061-3	Transformer, Filament, 50/60HZ (Japan)
35	NGC-3062-1 (x2)	Transformer, HV, 60HZ (USA and Intl, Non-Japan)
	NGC-3062-2 (x2)	Transformer, HV, 50HZ (Intl, Non-Japan)
	NGC-3062-3 (x2)	Transformer, HV, 50/60HZ (Japan)
36	100783	Voltage Sense Module (60 HZ non-international)
37	NGC-3036	Waveguide Cover, Kit
38	NGC-3016	Waveguide, Front, with Gasket, Kit
39	NGC-3017	Waveguide, Rear, with Gasket, Kit
40	NGC-1308	Waveguide Gasket, Stamped, SS
41	NGC-3032	Wire Harness, SSR, Kit

Sections



#	P/N	Description
1	NGC-1025	Assy, NGC Blower
2	NGC-3086	Bottom IR Element, Kit
3	NGC-1012	Catalytic Converter
4	NGC-3077	Cooling Fan, Kit
5	NGC-1081	Cover Cap, Motor, Tornado
6	NGC-1082	Cover, Cooling Fan, Tornado
7	100086	Finger Guard, Fan
8	NGC-1043	Gasket, Convection Heater
9	NGC-3011	Heater, Convection, Kit
10	NGC-3089	Heater Wires, Kit (Convection Element)
11	NGC-3091	NGC, AUS/NZ, IR Element Grounding Clamp, Kit
12	100187	Power Cord, NEMA 6-30P (USA) - 208 or 240 VAC, 60 Hz, 1 ph
	100195	Power Cord, IEC 309, 3-Pin (UK) - 230 VAC, 50 Hz, 1 ph
	100194	Power Cord, IEC 309, 4-Pin (ED) - 230 VAC, 50 Hz, 3 ph
	103195	Power Cord, IEC 309, 5-Pin (AU) - 400 VAC, 50 Hz, 3 ph
	103187	Power Cord, IEC 309, 5-Pin (EW / KW) - 400 VAC, 50 / 60 Hz, 3 ph
	NGC-1390	Power Cord, NEMA L6-50 PSE, 3-blade (JK) - 200 VAC, 50 or 60 Hz, 1 ph
	NGC-1383	Power Cord, NEMA L6-50 PSE, 4-blade (JD) - 200 VAC, 50 or 60 Hz, 3 ph
13	101408 (x2)	Screw, Hex HD, #10-32 x 1/2 lg, CRES (Rear cooling fan 50hz)
14	NGC-1116	Shield, Microwave
15	102449	Shim Washer, (IR Heater)
16	101312	Snap Ring (IR Heater)
17	NGC-1140	Thermocouple, Cook Chamber
18	102075	Thermostat, High Limit, EGO 300C Manual Reset, 3 Pole
19	NGC-3065	Vent Catalyst Housing Retrofit, Kit

Sections



* NOTE: Item 6 must be modified for compatibility with ovens utilizing an isolated primary switch. See FSB-10057 for details.

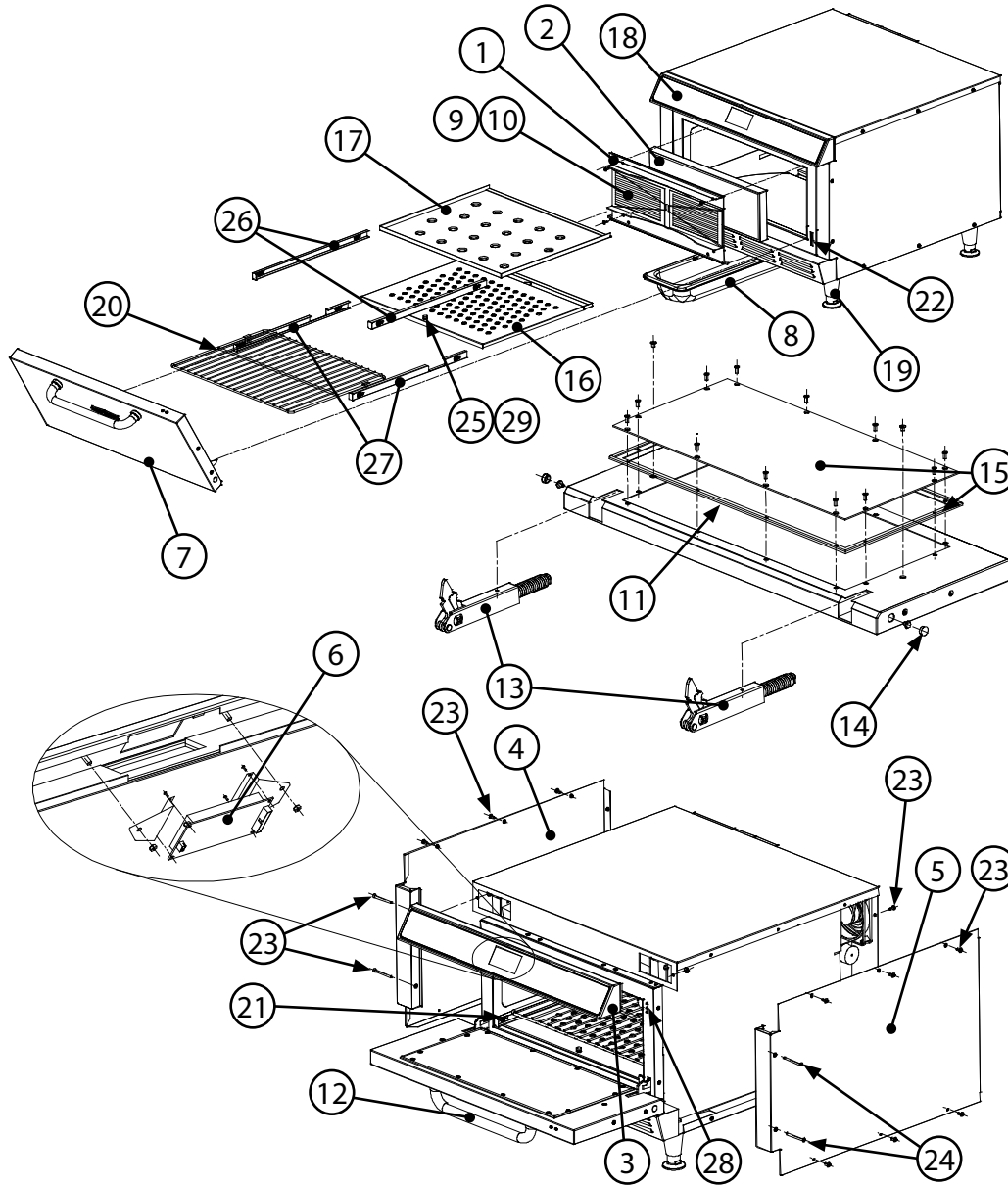
#	P/N	Description
1	NGC-1076-2	Actuator, Door
2	NGC-1072	Bracket, Latch
3	NGC-3006	Door Switch Spring Grease, Service Kit
4	NGC-1126	Plate, #4-40 Switch Plate
5	101557 (x2)	Screw, #4-40 x 1.25" PPH (Screw on Switch)
6	NGC-3033	Service Kit, Door Switch Replacement*
7	NGC-1087	Spring, Door
8	101914	Stand-Off, #8-32 X 1", F/F, 5/16" Dia. (Secondary switch)
9	101915	Stand-Off, #8-32 X 5/16" LG M/F 1/4" Dia. (Monitor switch)
10	102012	Switch, Door (Component)
11	NGC-1073	Toggle, Latch

Sections

#	P/N	Description
1	NGC-3074	3 Phase to 1 Phase Adapter, Kit (Subway Only)
2	102755	Bit, T-15, Torx, Security, 1/4 Hex
3	100174	Cable Mount, Adhesive Mount (Plastic Square Wire Mount)
4	100189	High Voltage Wire Assembly, (Magnetron High Tension Wires)
5	NGC-3060-X	I/O Control Board, Kit (Brazil, Extended Time, Non-Subway)
6	NGC-3052-X	I/O Control Board, Kit (Brazil, Non-Subway)
7	NGC-3059-X	I/O Control Board, Kit (Dual Temp)
8	NGC-3051-X	I/O Control Board, Kit (Dunkin)
9	NGC-3057-X	I/O Control Board, Kit (MP, Dunkin)
10	NGC-3044-X	I/O Control Board, Kit (MP, Generic)
11	NGC-3055-X	I/O Control Board, Kit (MP, Starbucks)
12	NGC-3049-X	I/O Control Board, Kit (MP, Subway)
13	NGC-3047-X	I/O Control Board, Kit (SP, Generic)
14	NGC-3058-X	I/O Control Board, Kit (SP, International, Dunkin)
15	NGC-3042-X	I/O Control Board, Kit (SP, Subway)
16	NGC-3046-X	I/O Control Board, Kit (SP, Subway)
17	NGC-3054-X	I/O Control Board, Kit (Starbucks, Auto-Ready)
18	NGC-3053-X	I/O Control Board, Kit (UK, Starbucks)
19	NGC-3026-X	I/O Control Board, Kit (US, Generic)
20	NGC-3043-X	I/O Control Board, Kit (US, Starbucks)

#	P/N	Description
21	101189	Knock-out Plug (Oven bottom)
22	NGC-3066	Magnetron and Waveguide Cover, Kit (International Distributors Only)
23	101688	Screw, #8 x 1/2" SHT Metal PTH
24	NGC-1169-1	Shim, 0.030 THK Door Switch
25	NGC-1169-2	Shim, 0.045 THK Door Switch
26	NGC-1194	Shim, Switch Offset, NGC
27	101283	Thermal Joint Compound, Silicone
28	NGC-1150-3	Wire Harness, Line Voltage, w/ Relays & Mount Plate, (Multiphase)
29	NGC-1150-1	Wire Harness, Line Voltage, w/ Relays & Mount Plate, (U.S. Oven)
30	NGC-1150-2	Wire Harness, Line Voltage, w/ Relays & Mount Plate, (UK, Single phase)
31	NGC-1418	Wire Harness, Low Voltage, (1 left side door switch)
32	100185	Wire Harness, Low voltage, (2 left side door switches)
33	NGC-1418-2	Wire Harness, Low Voltage, International ovens (1 left side door switch)

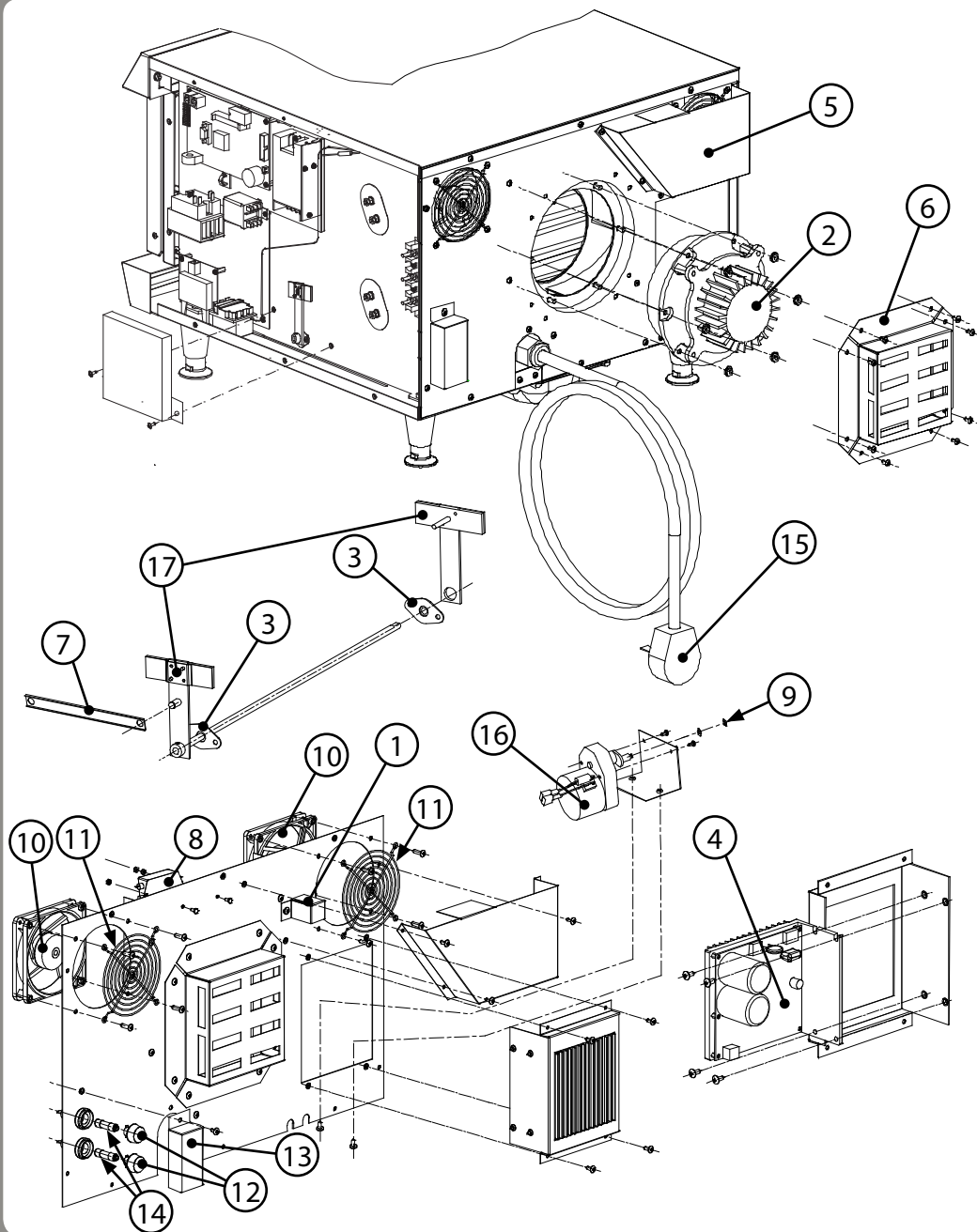
Sections



* NOTE: To prevent air bubbles when laying the keypad, start by sticking one end of the keypad to the surface and then laying it across towards the other end. As you lay the keypad, ensure a proper seal.

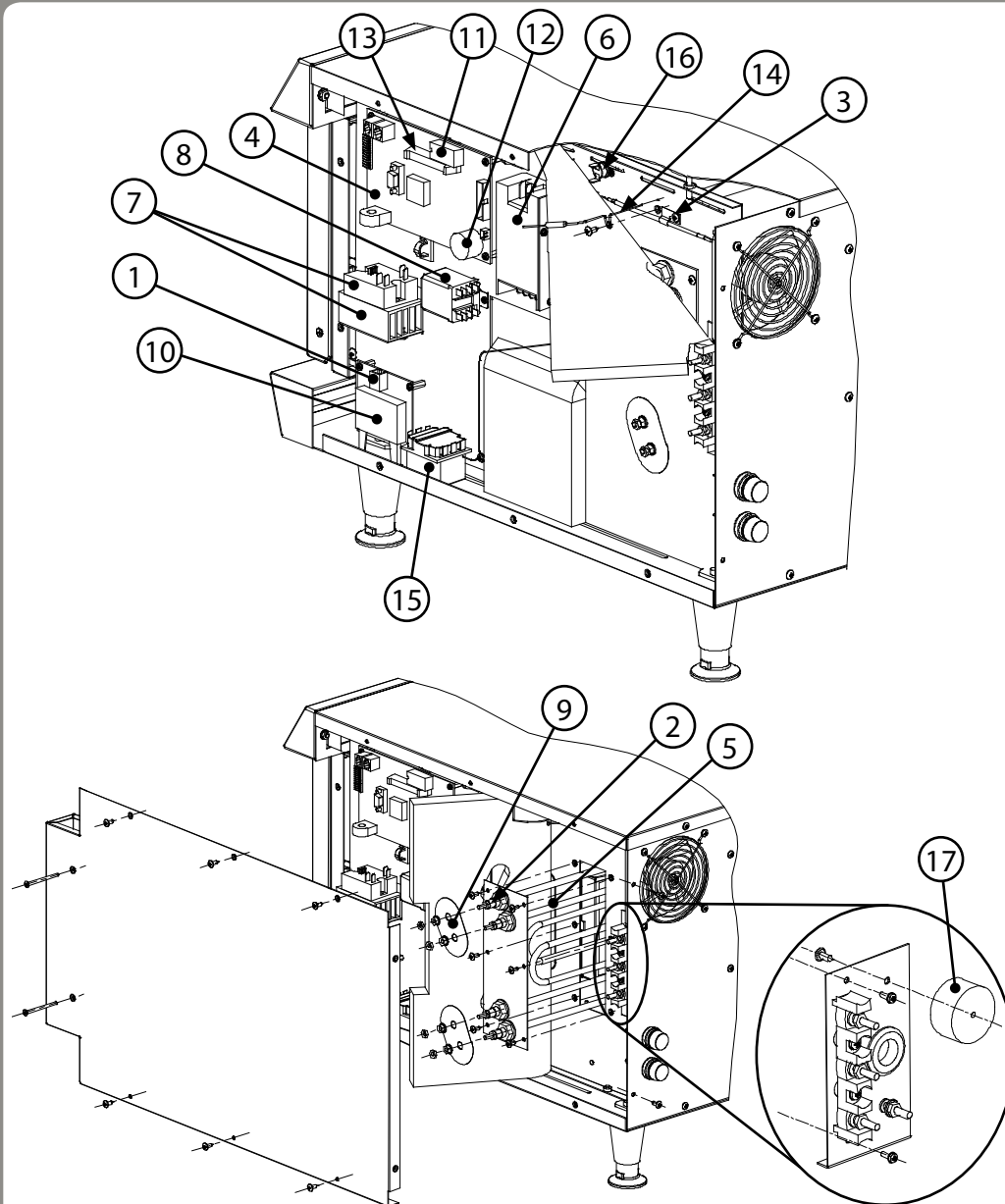
#	P/N	Description
1	HHB-8030	Air Diverter
2	HHB-8108	Catalytic Converter
3	HHB-8025	Cover, Controls (Panel Only)
4	HHB-8023-2	Cover, Left
5	HHB-8024-2	Cover, Right
6	HHB-3204	Display w/ Ribbon Cable, Brackets
7	HHB-3218	Door Kit
8	101091	Drain Pan
9	HHB-8114	Filter, Grease
10	HHB-8115 (x2)	Filter Clip
11	HHB-8101	Gasket, Door
12	HHB-8190	Handle, Door
13	102807 (x2)	Hinge, Door
14	101191 (x4)	Hole Plug, Door
15	HHB-8176	Inner Door Plate with Gasket
16	HHB-8013-1 HHB-8155-1 HHB-8156-1 HHB-8212-1	Jetplate, Bottom, Standard Jetplate, Bottom, High Coverage Jetplate, Bottom, Pizza Jetplate, Bottom, Super Coverage
17	HHB-8013-2 HHB-8155-2 HHB-8156-2 HHB-8212-2	Jetplate, Top, Standard Jetplate, Top, High Coverage Jetplate, Top, Pizza Jetplate, Top, Super Coverage
18	HHB-8064-1	Keypad*
19	HHB-3205 (x4)	Leg, with Pad
20	HHB-8104 HHB-8118	Rack, Oven, Standard Rack, Oven, Double-Sided
21	HHB-3210	Rail Stud (x4), Kit
22	HHB-8084 (x2)	Receiver, Door, Assembly
23	101688	Screw, #8 x 1/2" SHMTL PTH
24	101663	Screw, 8-32 x 2-1/4" PHFH, SHMTL, SS
25	101748	Screw, Thumb 8-32 x 3/8 SS
26	HHB-8117 (x2)	Support Rail, Top
27	HHB-3214	Support Rails, Bottom, Kit
28	HHB-3220 HHB-3209	Switch, Plunger Style, Kit Switch, Magnetic Style
29	102350	Washer, Lock, Split

Sections



#	P/N	Description
1	NGC-1085	Baffle, Vent Tube
2	HHB-8106	Blower Assembly
3	100152 (x2)	Bushing, Swing Arm, 5/16 Flange Mount
4	CON-7013	Controller, Motor
5	HHB-8079	Cover, Exhaust Fan
6	NGC-1081	Cover, Motor
7	HHB-3201	Drag Link Assembly, Kit
8	100539	EMI Filter (International Ovens Only)
9	101297	E-style Retaining Ring, 5/16"
10	100516 (x2)	Fan, Cooling, Axial
11	100087 (x2)	Finger Guard, Fan
12	100586 (x2)	Fuse Holder
13	HHB-8136	Fuse Cover
14	100592 (x2)	Fuse, 12 Amp, ATMR
15	100187	Power Cord, NEMA 6-30P (USA) - 208 or 240 VAC, 50 or 60 Hz, 1 ph
	HHB-8195-1	Power Cord, IEC 309 3-pin (UK) - 230 VAC, 50 or 60 Hz, 1 ph
	HHB-8195-2	Power Cord, IEC 309 4-pin (ED) - 230 VAC, 50 or 60 Hz, 3 ph
	HHB-8195-3	Power Cord, IEC 309 5-pin (EW) - 400 VAC, 50 or 60 Hz, 3 ph
16	HHB-3231	Rack Motor, Kit
17	HHB-3206	Swing Arm Assembly, Left and Right, Kit

Sections



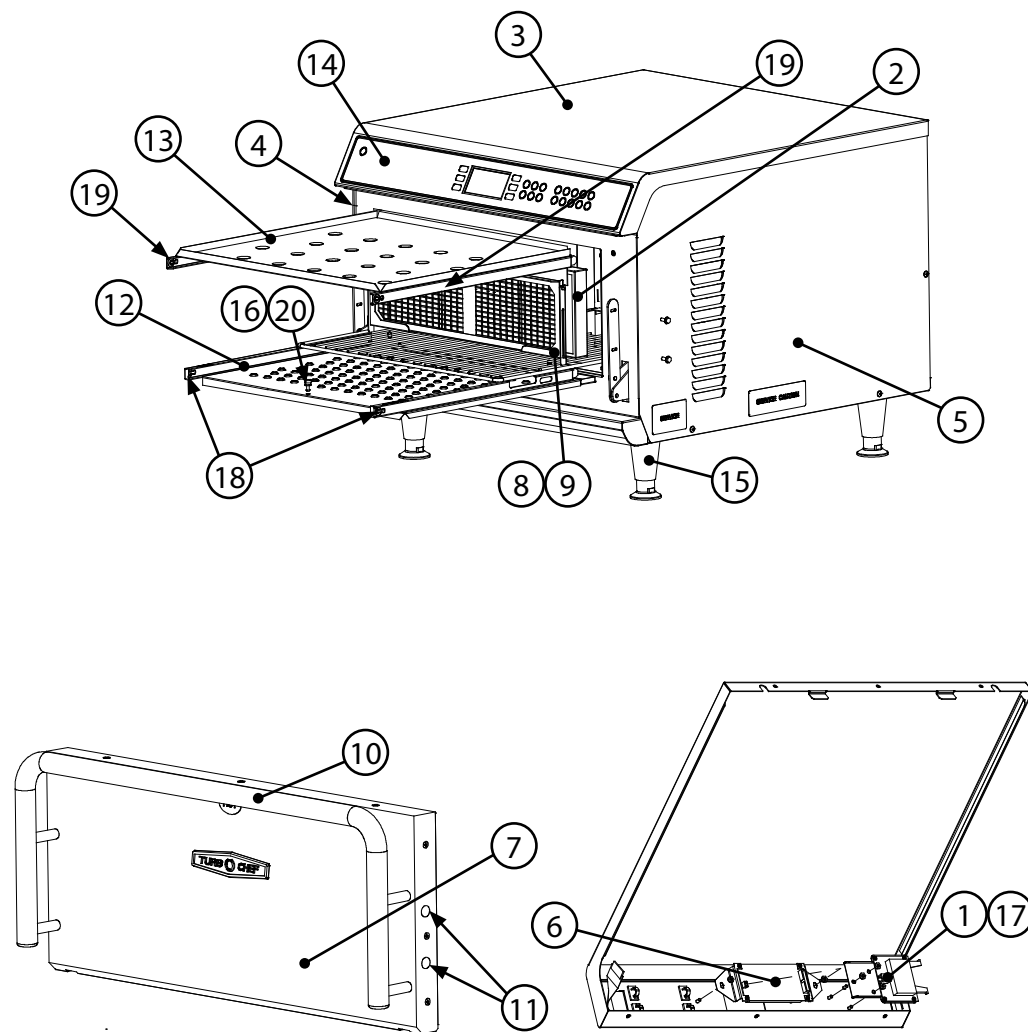
* NOTE: Contact TurboChef for menu programming options for control board service kits.

#	P/N	Description
1	103023	Cable, Smart Card, Long
2	100795 (x4)	Cap, Silicone, Ultra-Bake
3	NGC-1152	Clamp, Thermostat
4	HHB-3213-X* HHB-3221-X* HHB-3222-X*	Control Board, Standard, Kit Control Board, International, Kit Control Board, Dual Temp, Kit
5	HHB-3216	Heaters (x2), Sheathed, Kit
6	101211	Power Supply, 24 VDC (Meanwell)
7	NGC-3005	Relay, Solid State, Dual 40-Amp, Kit
8	101273	Relay, Two Pole
9	i5-9216 (x2)	Shield, Heater Insulation
10	HHB-3203	Smart Card Reader with Cable, Kit
11	HHB-8144-1	Software, Control, EPROM, HHB (Domestic Oven)
	HHB-8144-2	Software, Control, EPROM, HHB (Multiphase Oven)
	HHB-8144-3	Software, Control, EPROM, HHB (Dual Temp)
12	NGC-3083	Sound Device, Alternate
13	700-1199	Thermocouple, Electrical Compartment
14	HHB-8170	Thermocouple, Ungrounded, Assembly
15	102075	Thermostat, High Limit, EGO 300C Manual Reset, 3 Pole
16	102086	Thermostat, Snap Disk, N.O. Close on Rise 120F
17	100783	Voltage Sense Module (60 HZ USA only)

Sections

#	P/N	Description
1	103022	Harness, Line Voltage
2	103017	Harness, Wiring, Display, Power
3	HHB-8153-X	Menu, Pre-programmed Smart Cards

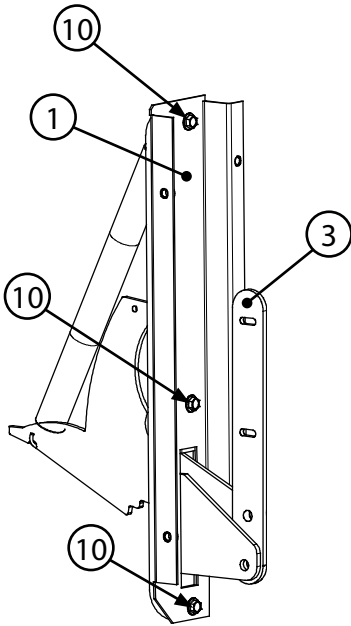
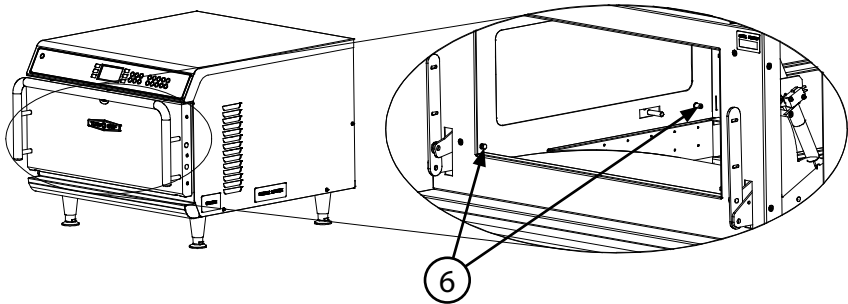
Sections



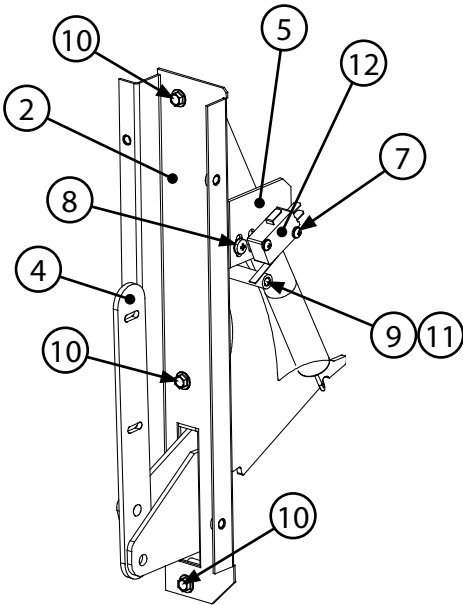
* NOTE: To prevent air bubbles when laying the keypad, start by sticking one end of the keypad to the surface and then laying it across towards the other end. As you lay the keypad, ensure a proper seal.

#	P/N	Description
1	100161	Cable, Smart-Card, 30 inch
2	HHB-8108	Catalytic Converter
3	HHB-8254	Cover, Controls
4	HHB-8271	Cover, Left
5	HHB-8272	Cover, Right
6	HHB-3204	Display w/ Ribbon Cable, Brackets
7	HHB-3232	Door, Kit
8	HHB-8287	Filter, Grease
9	HHB-8288	Filter Bracket
10	HHB-8240	Handle, Door
11	101191 (x4)	Hole Plug, Door
12	HHB-8013-1 HHB-8155-1 HHB-8156-1 HHB-8212-1	Jetplate, Bottom, Standard Jetplate, Bottom, High Coverage Jetplate, Bottom, Pizza Jetplate, Bottom, Super Coverage
13	HHB-8013-2 HHB-8155-2 HHB-8156-2 HHB-8212-2	Jetplate, Top, Standard Jetplate, Top, High Coverage Jetplate, Top, Pizza Jetplate, Top, Super Coverage
14	HHB-8244	Keypad, General Market*
15	HHB-3205 (x4)	Leg, with Pad
16	101748	Screw, Thumb 8-32 x 3/8 SS
17	100506	Smart Card Reader
18	HHB-3214	Support Rails (x2), Bottom Kit
19	HHB-8117 (x2)	Support Rail, Top
20	102350	Washer, Lock, Split

Sections



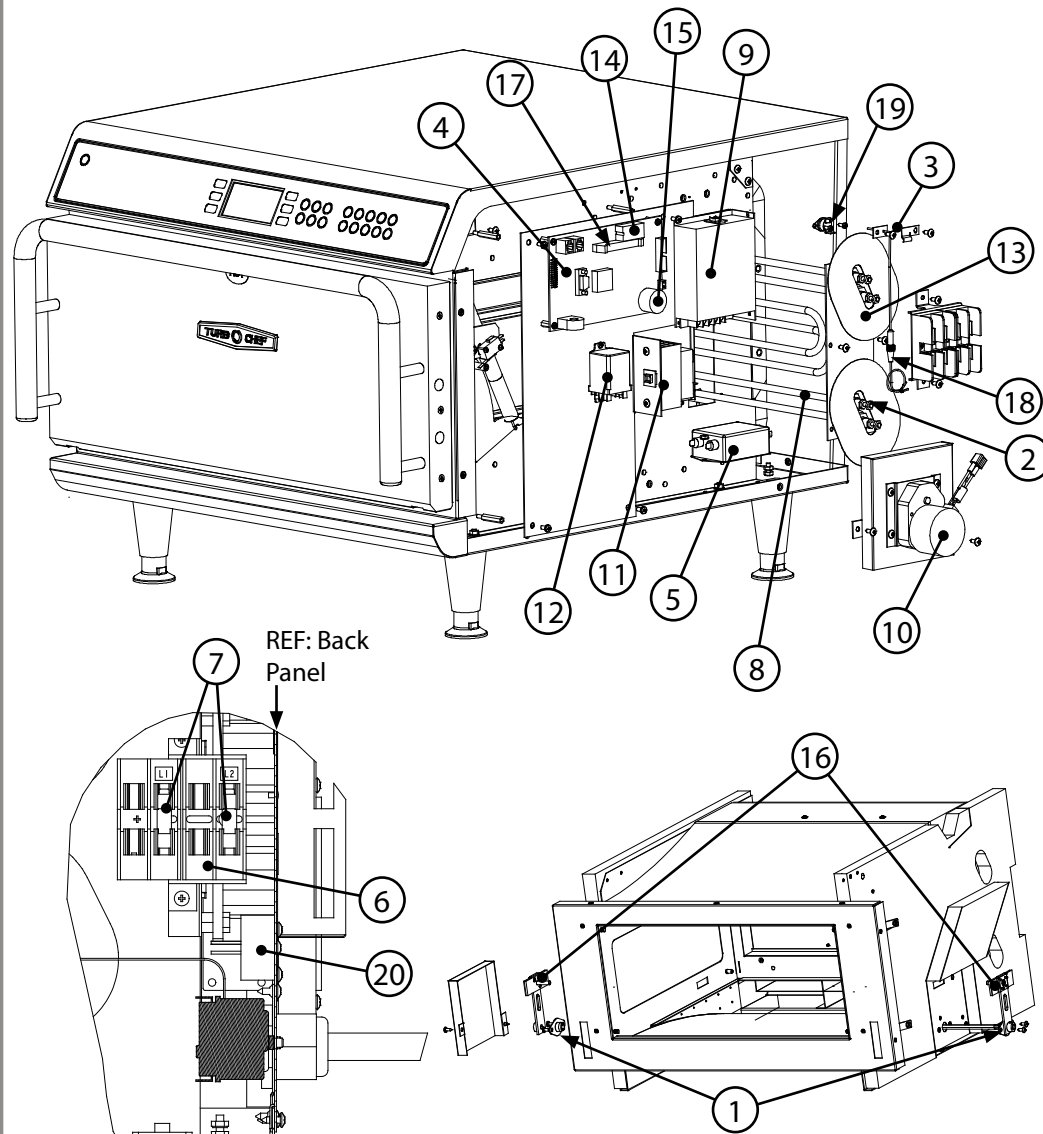
Left Hinge Detail



Right Hinge Detail

#	P/N	Description
1	HHB-8238	Bracket, Hinge Support, Left
2	HHB-8239	Bracket, Hinge Support, Right
3	102805	Hinge, Left
4	102804	Hinge, Right
5	NGC-1126	Plate, Door Switch
6	HHB-3210	Rail Stud (x4), Kit
7	102904 (x2)	Screw, Door Switch, #4-40 x 3/4", Sems, PPHD, SS
8	102921	Screw, #8-32 x 3/8, PPHD, Int Sems, SS
9	102923	Screw, #8-32 x 1/2, PPHD, Int Sems, SS
10	102953 (x3 per hinge)	Screw, #8-32 x 3/8, Hex Wshr Hd
11	101914	Standoff, #8-32 x 1.0 Lg, 5/16, F/F
12	102012	Switch, Interlock

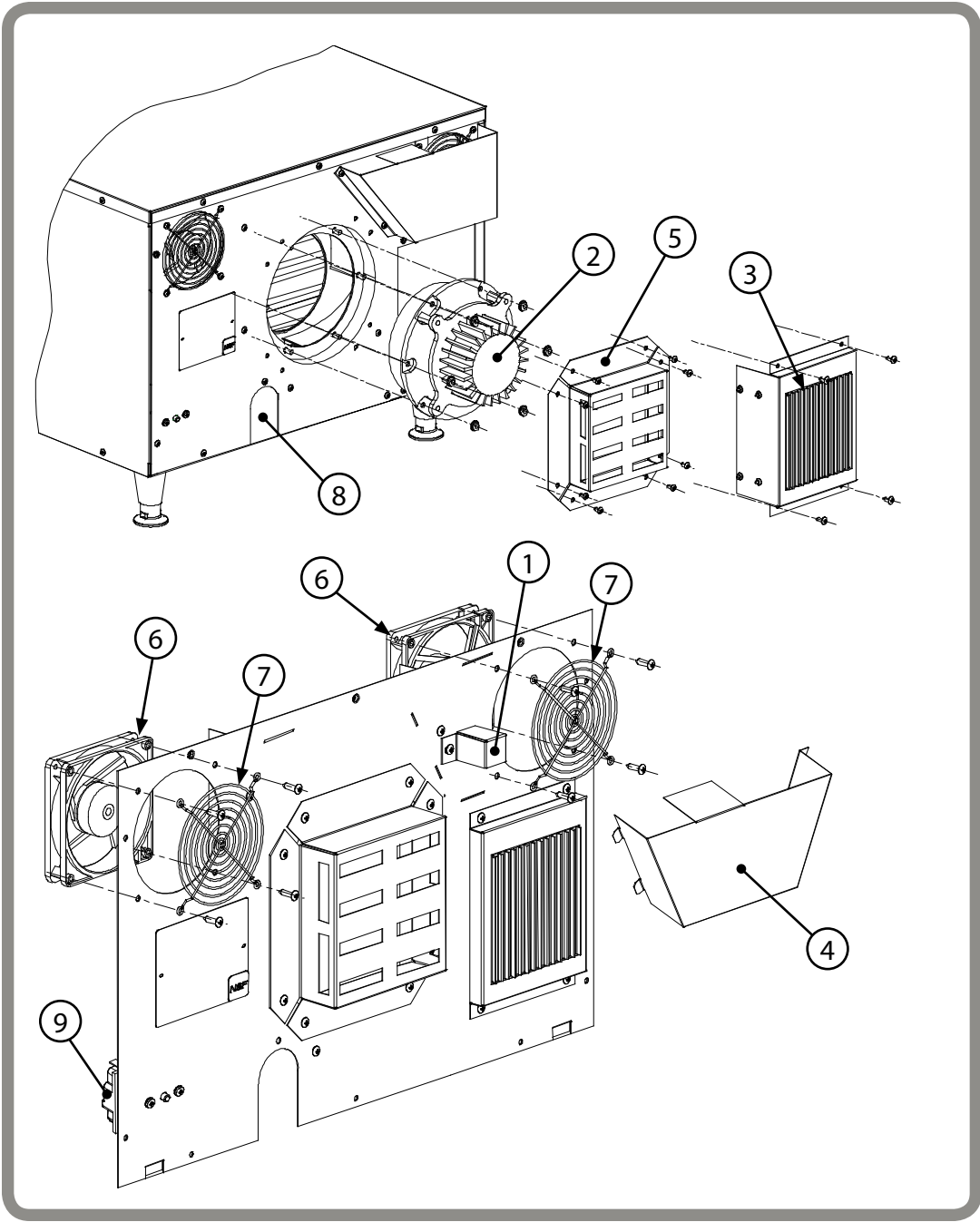
Sections



* NOTE: Contact TurboChef for menu programming options for control board service kits.

#	P/N	Description
1	100152 (x2)	Bushing, Swing Arm, 5/16 Flange Mount
2	100795 (x4)	Cap, Silicone, Ultra-Bake
3	NGC-1152	Clamp, Thermostat
4	HHB-3213-X* HHB-3222-X*	Control Board, Standard Kit (USA and Intl) Control Board, Dual Temp Kit (USA and Intl)
5	100539	EMI Filter
6	103548	Fuse Block, 2 Pole
7	100592 (x2)	Fuse, 12 Amp, ATMR
8	HHB-3216	Heater (x2), Sheathed, Kit
9	101211	Power Supply, 24VDC
10	HHB-3231	Rack Motor, Kit
11	NGC-3005	Relay, Solid State, Dual 40-Amp, Kit
12	101273	Relay, Two Pole
13	i5-9216 (x2)	Shield, Heater Insulation
14	HHB-8243-1 HHB-8243-2	Software, Control, EPROM, HHB (Domestic Oven) Software, Control, EPROM, HHB (Dual Temp)
15	NGC-3083	Sound Device, Alternate
16	HHB-3227	Swing Arms, Kit
17	700-1199	Thermocouple, Electrical Compartment
18	HHB-8170	Thermocouple, Ungrounded, Assembly
19	102086	Thermostat, Snap Disk, N.O. Close on Rise 120F
20	100783	Voltage Sense Module (60 HZ USA Only)

Sections

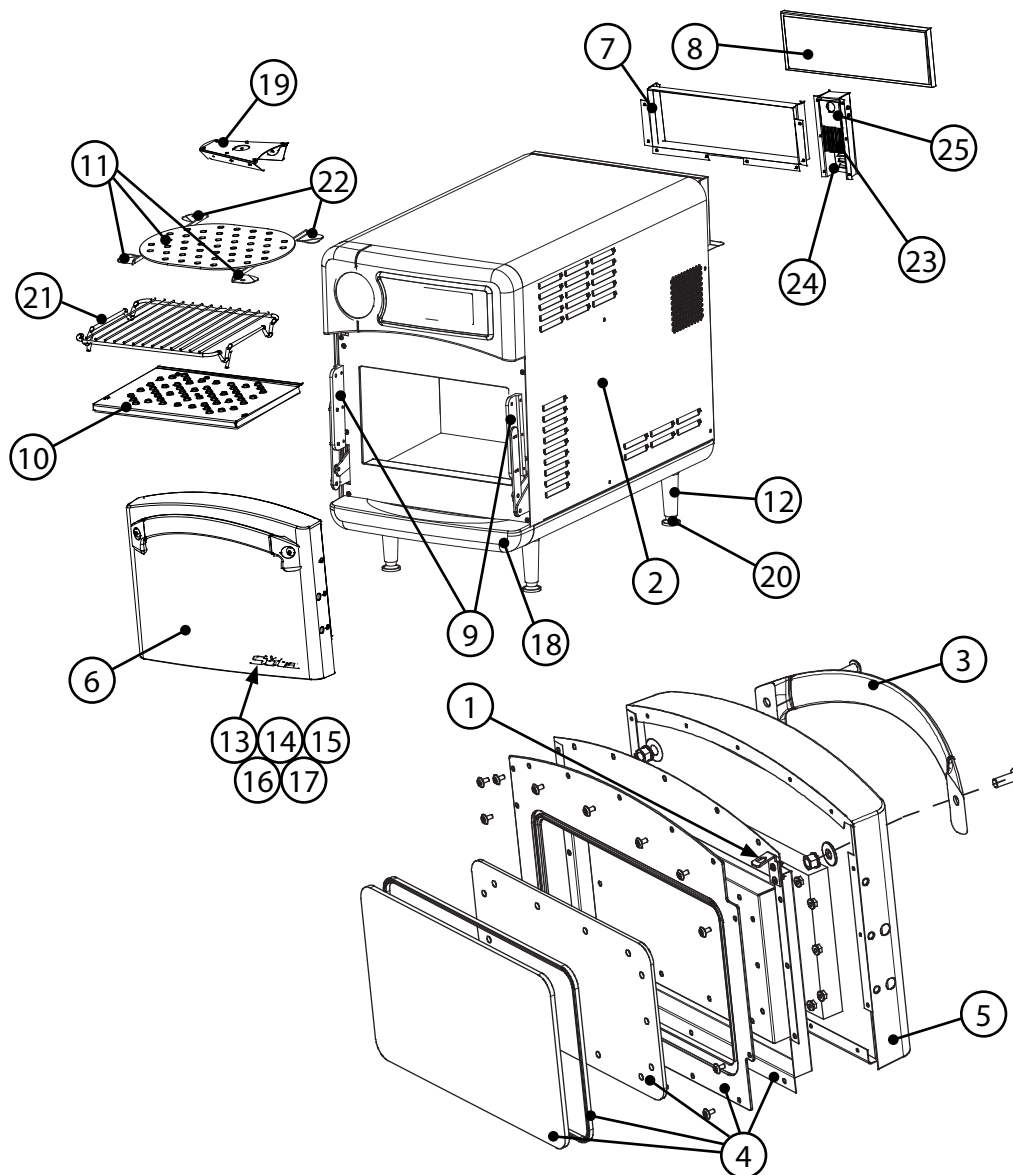


#	P/N	Description
1	NGC-1085	Baffle, Vent Tube
2	HHB-8106	Blower, Assembly
3	CON-7013	Controller, Motor
4	HHB-8281	Cover, Exhaust Fan
5	NGC-1081	Cover, Motor
6	100516 (x2)	Fan, Cooling, Axial
7	100087 (x2)	Finger Guard, Fan
8	100187	Power Cord, NEMA 6-30P (USA) - 208 or 240 VAC, 50 or 60 Hz, 1ph
	HHB-8195-1	Power Cord, IEC 309 3-pin (UK) - 230 VAC, 50 or 60 Hz, 1 ph
	HHB-8195-2	Power Cord, IEC 309 4-pin (ED) - 230 VAC, 50 or 60 Hz, 3 ph
	HHB-8195-3	Power Cord, IEC 309 5-pin (EW) - 400 VAC, 50 or 60 Hz, 3 ph
9	102075	Thermostat, High Limit, EGO 300C Manual Reset, 3 Pole

Sections

#	P/N	Description
1	103017	Harness, Wiring, Display, Power
2	HHB-8314	Harness, Wiring, High Voltage, Main
3	HHB-8312	Harness, Wiring, Jumper
4	HHB-8311	Harness, Wiring, Low Voltage, Main
5	HHB-8153-X	Menu, Pre-programmed Smart Cards

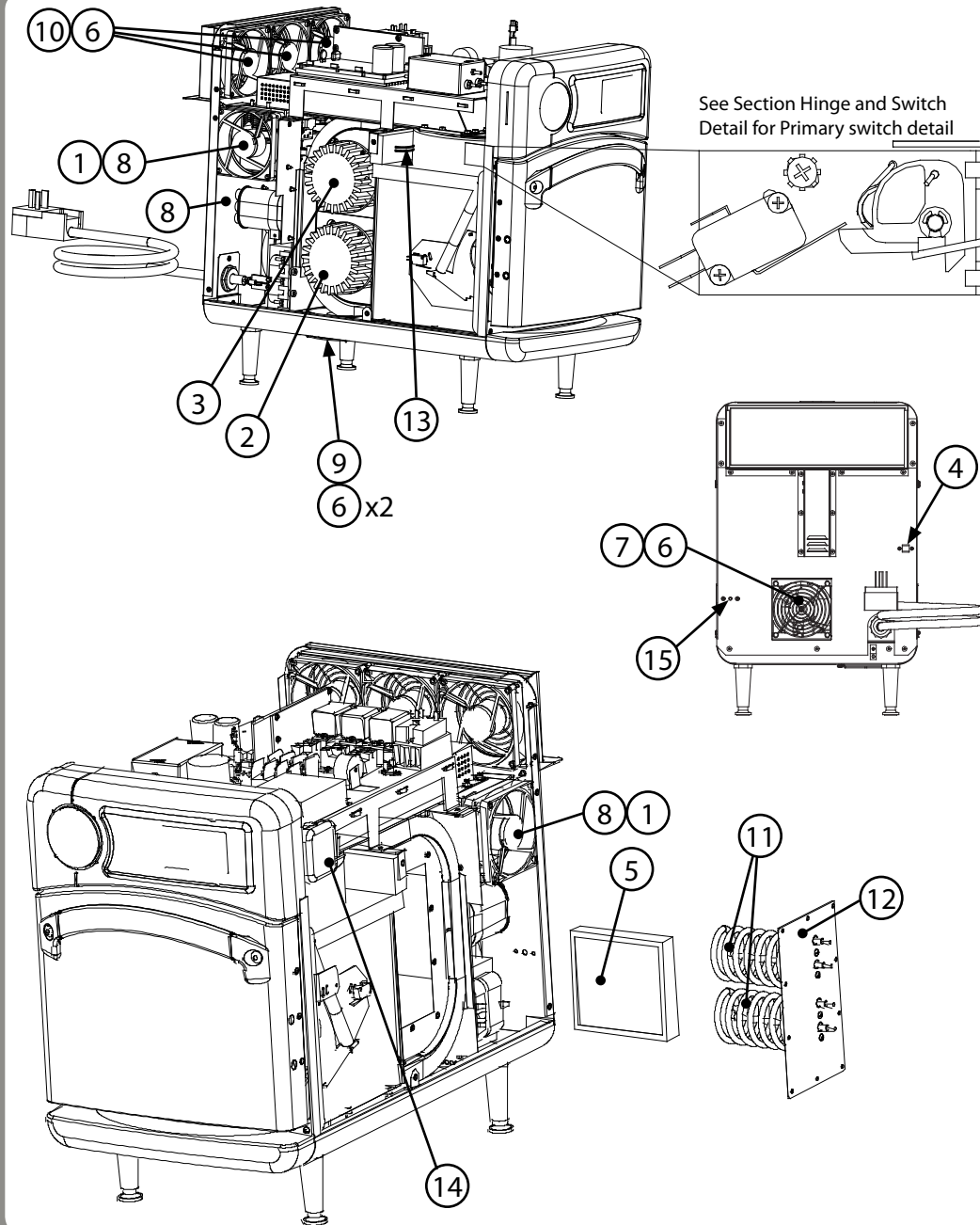
Sections



* NOTE: Hinge blocks not present on some oven models.

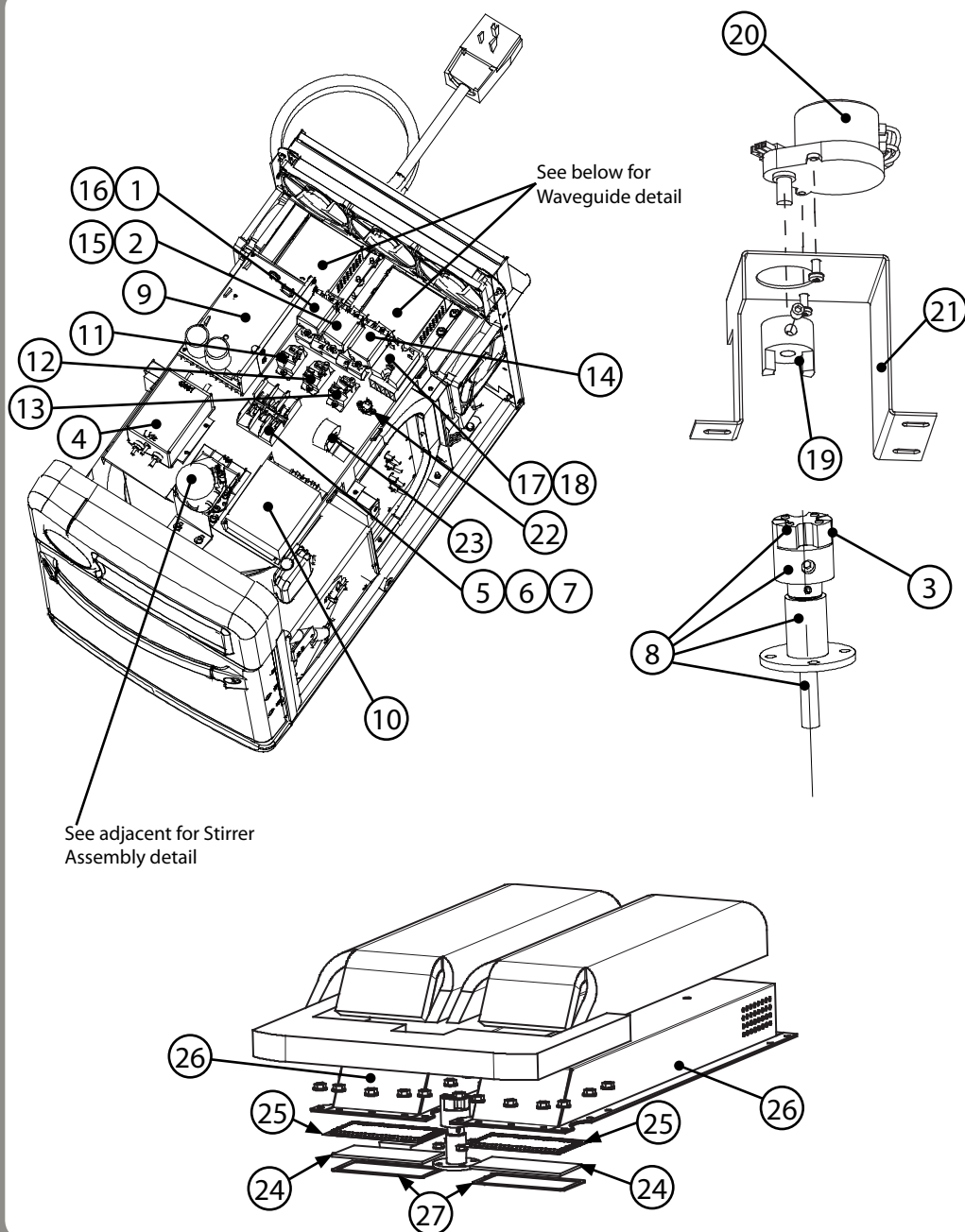
#	P/N	Description
1	NGC-1076-2	Actuator, Door Latch
2	i1-9240 (Söta) i1-9445 (SBK)	Cover, Outer Shell
3	i1-9459	Door Handle
4	i1-3210	Door Shunt Plate, Kit
5	i1-9109 (Söta) i1-9444 (SBK)	Door Skin
6	i1-3201-1 (Söta) i1-3201-2 (SBK)	Door, Complete Assembly
7	i1-9029 (Söta) i1-9023 (SBK)	Filter Bracket
8	i1-9039	Filter, Air
9	NGC-1061 (x2)	Hinge Block*
10	i1-9159	Jetplate (Bottom), with Diverter
11	i1-3204	Jetplate (Top), with Support Rails, Kit
12	100781	Leg (x4)
13	i1-9052	Letter, S (Söta only)
14	i1-9053	Letter, O (Söta only)
15	i1-9054	Letter, T (Söta only)
16	i1-9055	Letter, A (Söta only)
17	i1-9056	Letter, Caret (Söta only)
18	i1-3203-1 (Söta) i1-3203-2 (SBK)	Lower Front Panel
19	i1-3212	MW Stirrer, Kit
20	NGC-1187	Pad, Abrasive, Non-Slip (x4)
21	i1-9398	Rack
22	i1-9179 (x2)	Rail, Support, Top Jetplate (x2) (included with i1-3204 kit)
23	RWD-9191	Vent Catalyst Foil Pack
24	NGC-1392	Vent Tube Cover
25	NGC-1397	Weldment, Heat Channel, Vent Tube

Sections



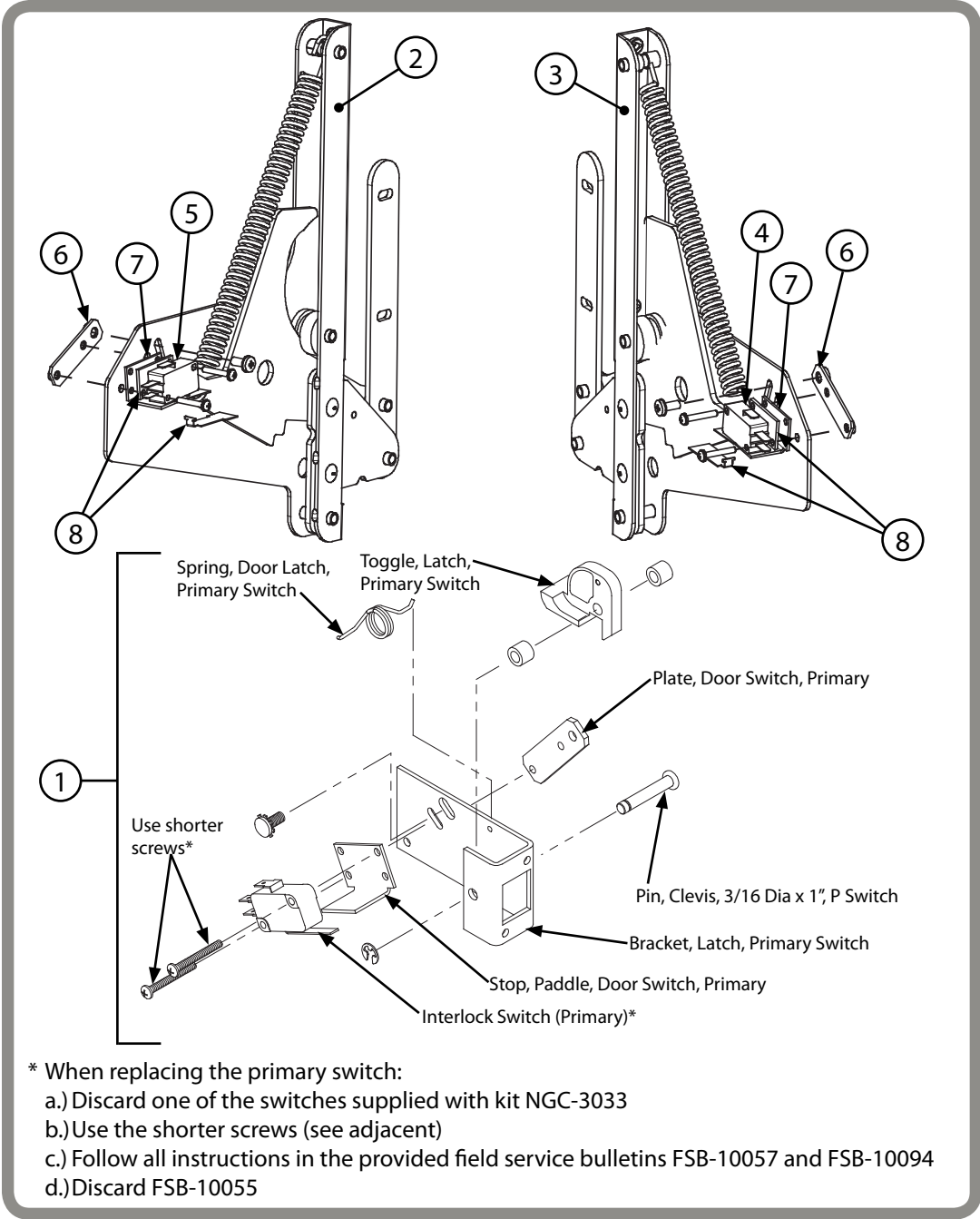
#	P/N	Description
1	i1-9478 (x2)	Bracket, Mounting, Mag Fan
2	i3-9042	Blower Motor, Bottom
3	i3-9040	Blower Motor, Top
4	100163	Cable, Ethernet, Ext, 3' Cat 5E
5	i1-9066	Catalytic Converter
6	100087 (x6)	Cooling Fan Finger Guard
7	100575	Cooling Fan, Lower-Back Cover
8	100516 (x2)	Cooling Fan, Sides
9	100575	Cooling Fan, Underneath Oven
10	100516 (x3)	Cooling Fan, Upper-Back Cover
11	i1-9411 (x2)	Heater
12	i3-9379	Heater Plate
13	HHC-6517-2	RTD, Cook Cavity, 3"
14	CON-3003	Speaker Replacement, 8 ohm, Kit
15	102075	Thermostat, High-Limit, 300°C

Sections



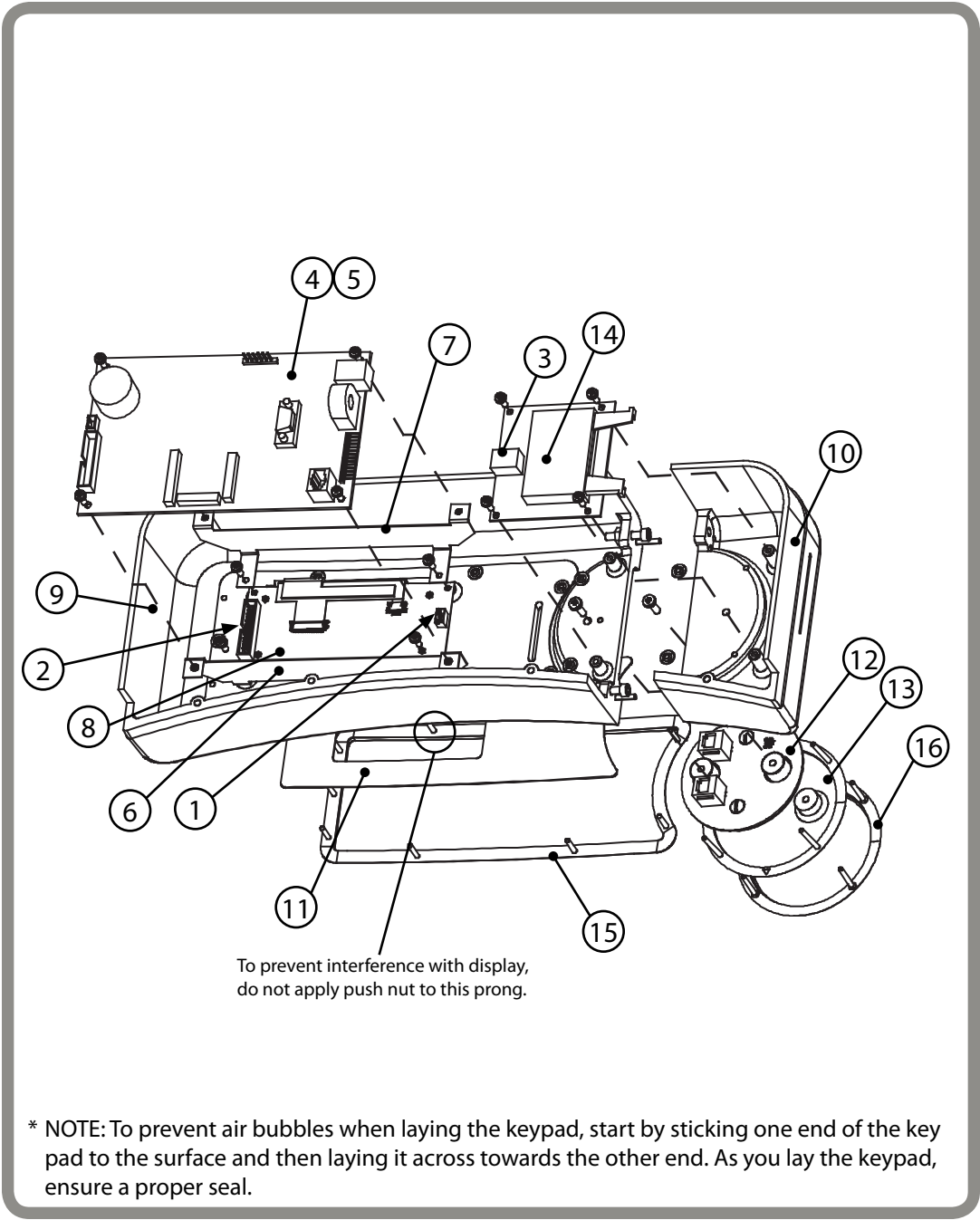
#	P/N	Description
1	700-1214	Assembly, Diode, Relay
2	CON-7015	Circuit Board, Capacitor, Diode
3	104306	Coupling, Spider Insert
4	100543 (1 Ph) 100547 (3 Ph)	EMI Filter
5	103566	Fuse Block
6	100599	Fuse, F3, 20-amp
7	100592	Fuses, F1 and F2, 12-amp
8	i1-3214	Kit, Stirrer Shaft
9	CON-7039	Motor Controller
10	NGC-3069	Power Supply Kit
11	101274	Relay, K1, Filament
12	101274	Relay, K2, Mag Fan
13	101274	Relay, K3, Stirrer
14	101272	Relay, K6, Voltage
15	101273	Relay, K7, Monitor
16	101273	Relay, K8, Anode
17	NGC-3005	Solid State Relay, Dual 40-Amp, Service Kit (Without Heatsink)
18	101286	Solid State Relay, Dual 40-Amp (With Heatsink)
19	104132	Stirrer Coupling Hub
20	100884	Stirrer Motor
21	i1-9075	Stirrer Motor Bracket
22	102086	Thermostat, Cooling Fans, 120°F
23	100783	Voltage Sensor
24	i1-9462 (x2)	Waveguide Cover
25	i1-9331 (x2)	Waveguide Gasket
26	i1-3202 (x2)	Waveguide Kit
27	i1-9486 (x2)	Waveguide Seal

Sections



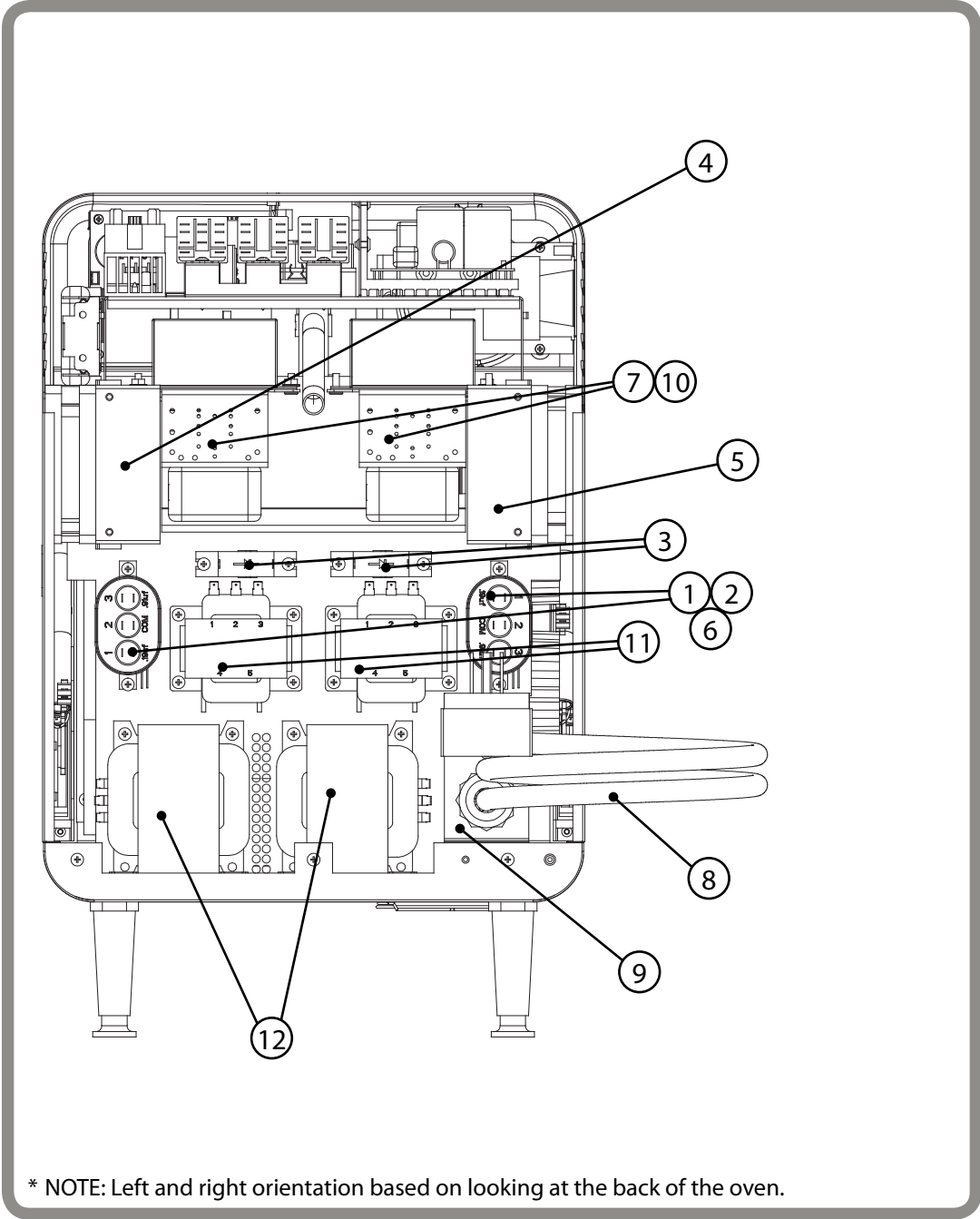
#	P/N	Description
1	NGC-3033*	Door Switch, Primary, Kit *
2	102825	Hinge, LHS
3	102826	Hinge, RHS
4	102013	Interlock Switch (Monitor)
5	102013	Interlock Switch (Secondary)
6	NGC-1126 (x2)	Plate, Door Switch, S/M
7	NGC-1324 (x2)	Stop, Paddle, Door Switch, S/M
8	i1-3207 (x2)	Switch Offset, Shim and Replacement Tab, Kit

Sections



#	P/N	Description
1	i1-9475	Cable, Display, Power, 3-Pin, 3-Wire
2	100197	Cable, Display, Ribbon, 26-Pin, 5"
3	100182	Cable, Smart Card Reader
4	CON-3002-x	Control Board, Programed, Starbucks, Kit
5	CON-7002	Control Board, Unprogramed
6	i1-9465	Display Bracket, Bottom
7	i1-9464	Display Bracket, Top
8	CON-7011	Display, TFT
9	i1-9058 (Söta) i1-9452 (SBK)	Housing, Control, Display
10	i1-9057 (Söta) i1-9453 (SBK)	Housing, Control, Medallion
11	i1-9451-1 (Söta) i1-9451-2 (SBK)	Keypad*
12	i1-9198	Light Ring, LED (Söta only)
13	i1-9491 (Söta) i1-9489 (SBK)	Medallion, Display
14	100506	Smart Card Reader
15	i1-9454	Trim Bezel, Display*
16	i1-9455	Trim Ring, Logo (Söta only)

Sections



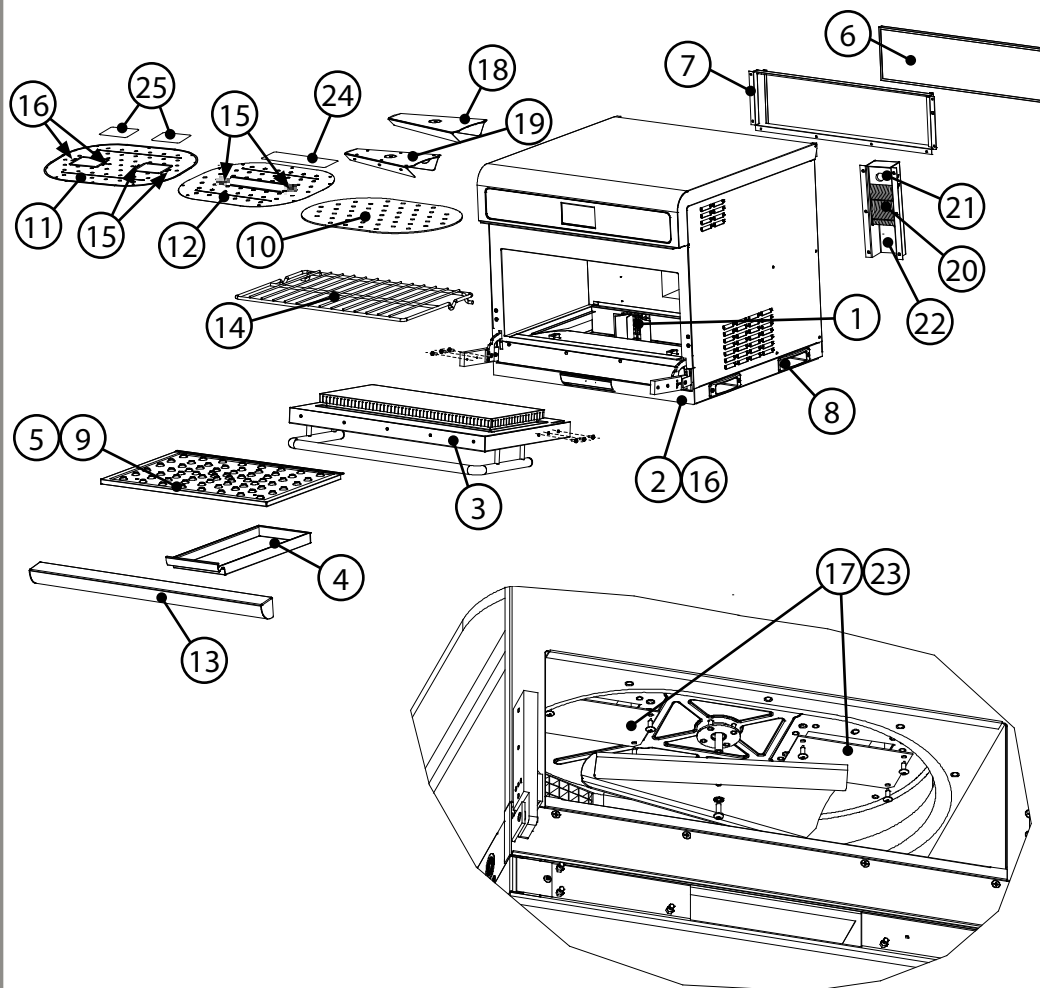
* NOTE: Left and right orientation based on looking at the back of the oven.

#	P/N	Description
1	104197 (x2)	Capacitor Clamp, Japan 50 Hz
	104126 (x2)	Capacitor Clamp, Japan 60 Hz
	100134 (x2)	Capacitor Clamp, All Others
2	100216 (x2)	Capacitor, HV, Japan 50 Hz
	100207 (x2)	Capacitor, HV, Japan 60 Hz
	100213 (x2)	Capacitor, HV, Korea
	100232 (x2)	Capacitor, HV, All Others
3	100481 (x2)	Diode, High-Voltage
4	i1-9479	Duct, Magnetron Cooling Fan, L*
5	i1-9480	Duct, Magnetron Cooling Fan, R*
6	i5-9378 (x2)	Jumper, Capacitor (Intl 50Hz only)
7	NGC-3015 (x2)	Magnetron
8	100187	Power Cord, NEMA 6-30P (US / LA) - 1 ph, 60 Hz, 208 or 240 / 220 VAC
	100195	Power Cord, IEC 309, 3-Pin (UK / BK) - 1 ph, 50 / 60 Hz, 230 VAC
	100194	Power Cord, IEC 309, 4-Pin (ED) - 3 ph, 50 Hz, 230 VAC
	103187	Power Cord, IEC 309, 5-Pin (EW / KW) - 3 ph, 50 / 60 Hz, 400 VAC
	103195	Power Cord, Clipsal, 5-pin (AU) - 3 ph, 50 Hz, 400 VAC
	NGC-1383	Power Cord, NEMA L6-50, PSE, 4-Blade (JD) - 3 ph, 50 or 60 Hz, 200 VAC
9	102049 (1 Ph) 102043 (3 Ph)	Terminal Block
10	104228 (x2)	Thermostat, Magnetron, 270°F
11	NGC-3061-1 (x2)	Transformer, Filament, 60 Hz
	NGC-3061-2 (x2)	-2 is for International 50 Hz
	NGC-3061-3 (x2)	-3 is for Japan
12	NGC-3062-1 (x2)	Transformer, High-Voltage, 60 Hz
	NGC-3062-2 (x2)	-2 is for International 50 Hz
	NGC-3062-3 (x2)	-3 is for Japan

Sections

#	P/N	Description
1	i1-9226-1	Firmware, NGO
2	i1-9050	Firmware, Söta
3	i1-9225-X	Menu, Söta/NGO
4	i1-9174	Wire Harness, Cooling Fans
5	i1-9239	Wire Harness, Heaters
6	i1-9172 (1 Ph) i1-9171 (3 Ph)	Wire Harness, Line Voltage
7	i1-9173	Wire Harness, Transformers
8	100199	Wire, Magnetron Thermostat

Sections

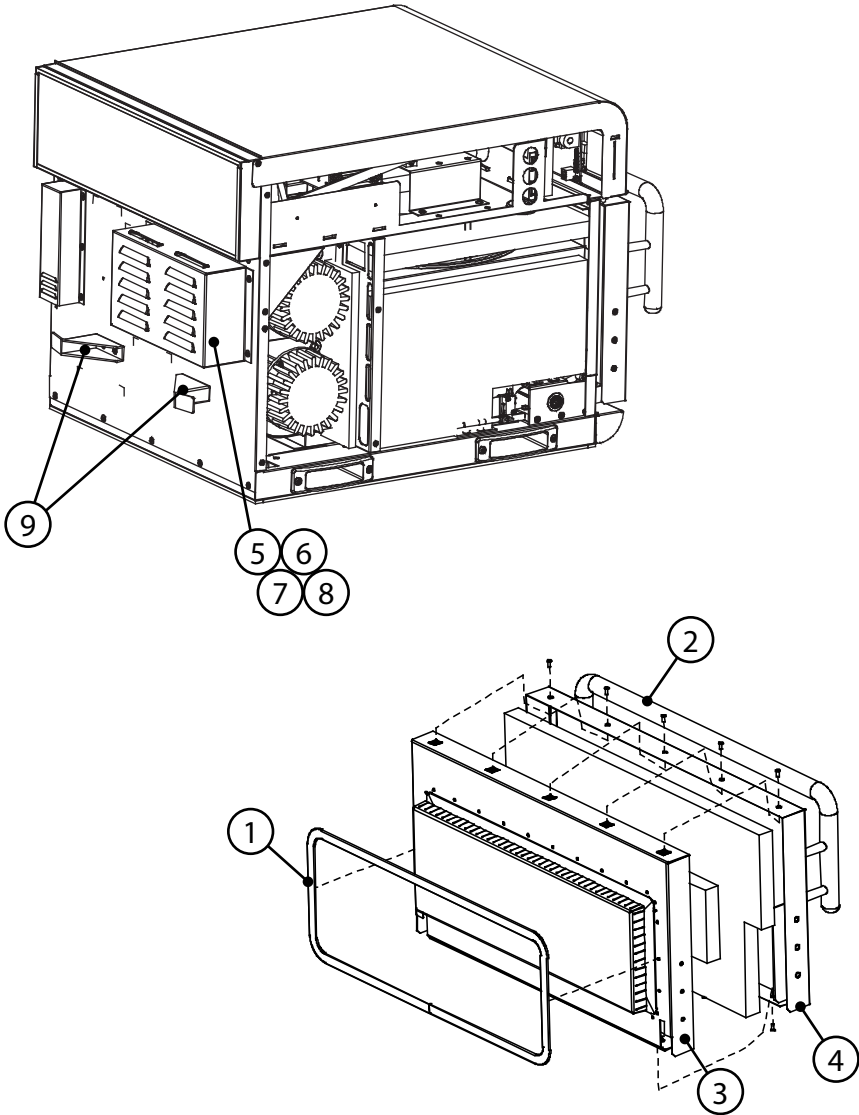


† NOTE: The i3 utilizes three versions of the top jetplate. Ovens with serial numbers between 00001 and 01000 use i5-3204. Ovens with serial numbers between 01001 and 01300 use i3-9425 and the i3-9427 window. Ovens with serial numbers 01301 and greater use i3-9434 and the i3-9432 window (x2).

* NOTE: the i3 utilizes two versions of the stirrer. Ovens with serial numbers between 00001 and 01000 use i5-9154. Ovens with serial numbers 01001 and greater use i3-9428.

#	P/N	Description
1	i5-9086	Air Diverter
2	101972 (x6)	Ball Stud 6-32 1/4"
3	i3-3211	Door, i3, Complete
4	i3-9252	Drain Pan
5	i5-3201	Fasteners, Bottom Jetplate
6	i3-9039	Filter, Air
7	i3-9060	Filter Bracket
8	i5-9256 (x4)	Hand Grip
9	i3-9160	Jetplate, Bottom
10	i5-3204	Jetplate, Top, Ceramic †
11	i3-9434	Jetplate, Top, Dual Window †
12	i3-9425	Jetplate, Top, Single Window †
13	i3-9246	Lower Front Panel
14	i3-9167	Rack
15	i5-9184 (x2 or x4)	Retainer, Jet Plate, Top
16	102752 (x2)	Screw, #8-16 Sheet Metal Torx Security
17	102567	Sealant, RTV, Permatex, 3 ounce
18	i3-9428	Stirrer, Metal *
19	i5-9154	Stirrer, Mica *
20	RWD-9191	Vent Tube Catalyst
21	NGC-1392	Vent Tube Cover
22	NGC-1397	Vent Tube Heat Channel
23	i5-3213	Waveguide Cover, Service Kit
24	i3-9427	Window, Jetplate, Large †
25	i3-9432 (x2)	Window, Jetplate, Small †

Sections



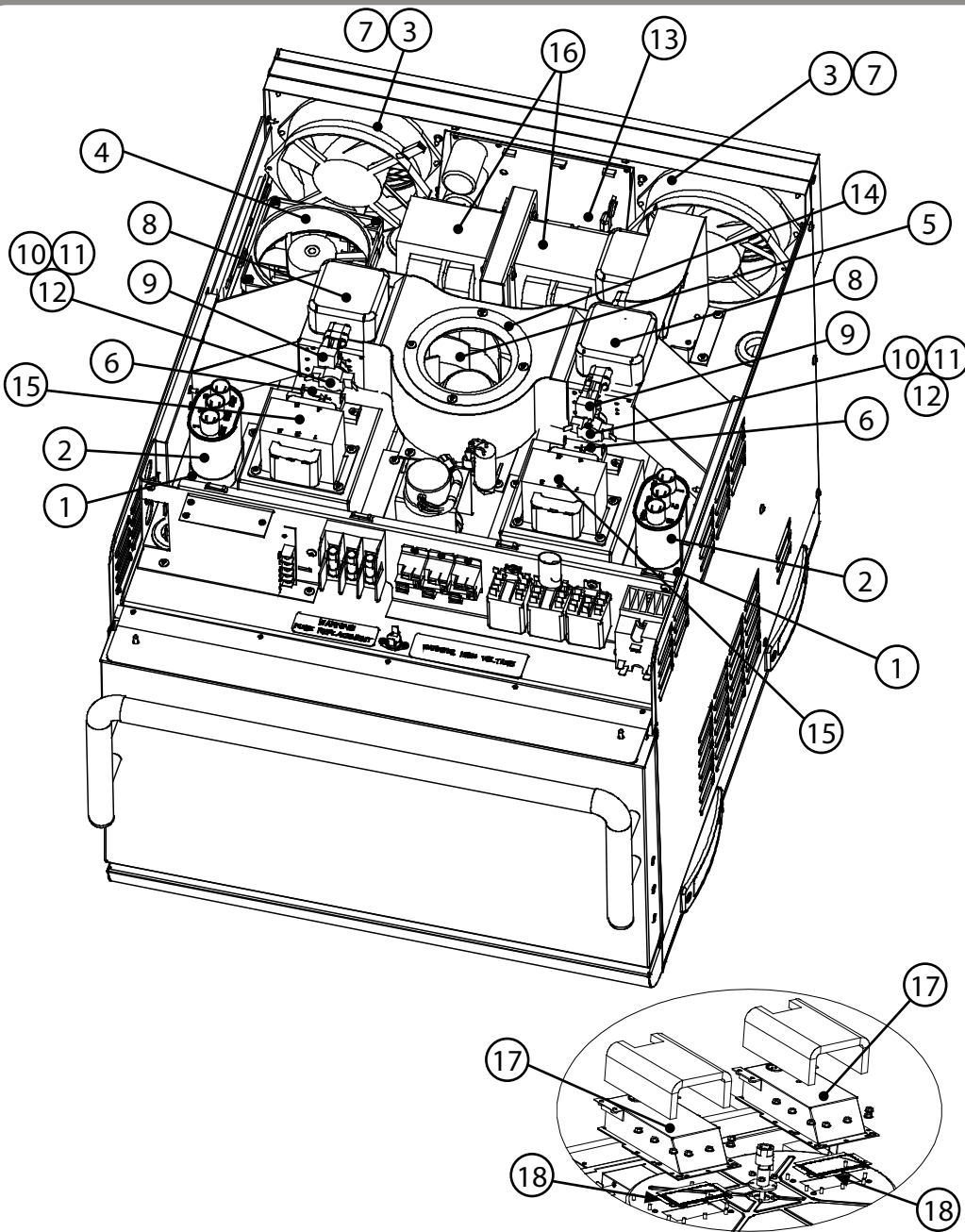
#	P/N	Description
1	i3-9309	Door Gasket
2	i3-9253	Door Handle
3	i3-9307	Door Shunt Plate
4	i3-9109	Door Skin
5	i3-9389	EMI Filter Bracket
6	i3-9390	EMI Filter Cover
7	i5-9312	EMI Filter Jumper
8	100546	EMI Filter
9	i5-9211 (x2)	Retainer, Power Cord

Sections

* NOTE: To prevent air bubbles when laying the keypad, start by sticking one end of the key pad to the surface and then laying it across towards the other end. As you lay the keypad, ensure a proper seal.

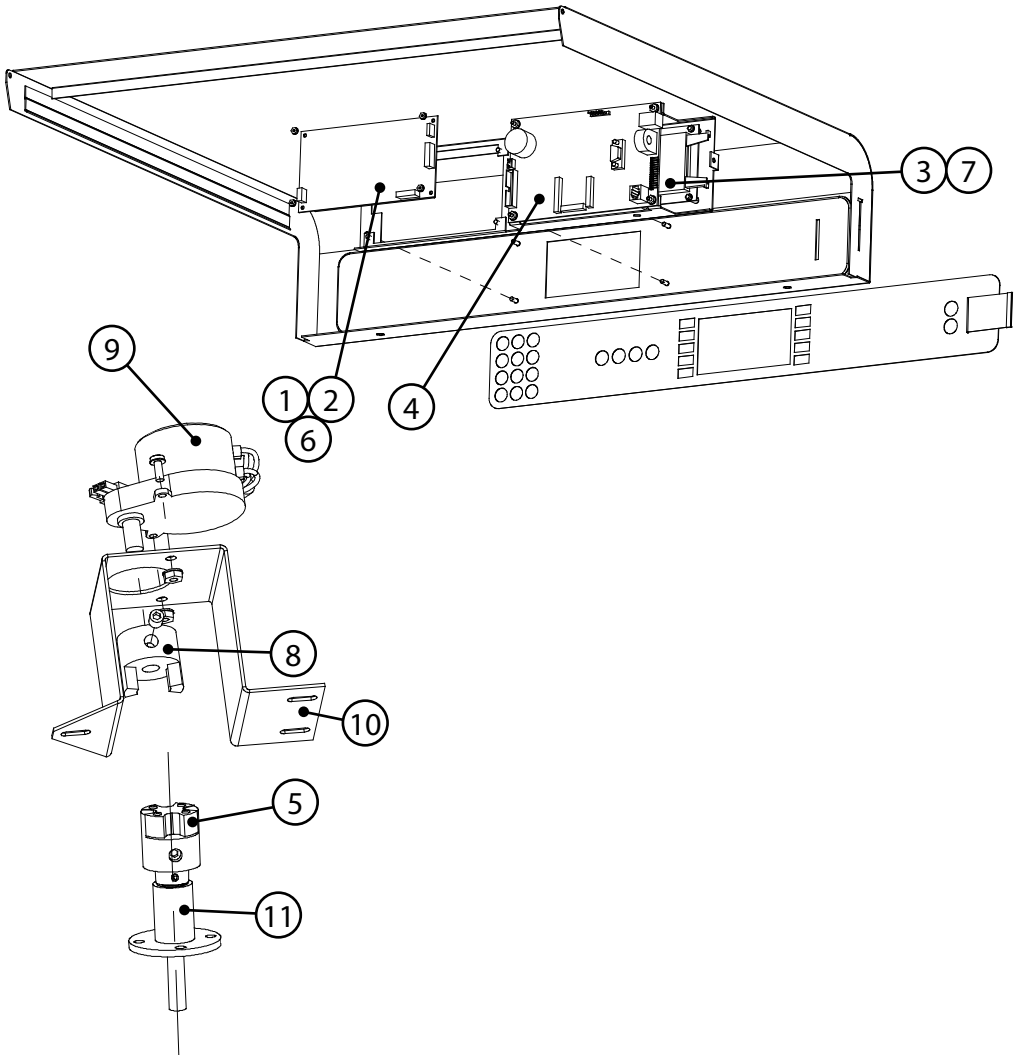
#	P/N	Description
1	700-1214	Assembly, Diode, Relay
2	i3-9224	Bracket, Support, Top Cover
3	CON-7015	Circuit Board, Capacitor, Diode
4	103566	Fuse Holder
5	100592	Fuse, F1, 12-amp
6	100592	Fuse, F2, 12-amp
7	100599	Fuse, F3, 20-amp
8	i3-9247	Keypad*
9	101211	Power Supply
10	101274	Relay (K1 - Filament)
11	101273	Relay (K2 - Anode)
12	101273	Relay (K3 - Monitor)
13	101272	Relay (K6 - Voltage)
14	101274	Relay (K7 - Mag Fan)
15	101274	Relay (K8 - Stirrer)
16	NGC-3005	Solid State Relay, Dual 40-Amp, No Heat Sink
17	101286	Solid State Relay, Dual 40-Amp, With Heat Sink
18	CON-3003	Speaker Replacement, 8 ohm, Service Kit
19	102086	Thermostat, Cooling Fans
20	i3-9240	Top Cover, i3
21	100783	Voltage Sensor

Sections



#	P/N	Description
1	104197 (x2)	Capacitor Clamp, Japan 50 Hz
	104126 (x2)	Capacitor Clamp, Japan 60 Hz
	100134 (x2)	Capacitor Clamp, All Others
2	100216 (x2)	Capacitor, HV, Japan 50 Hz
	100207 (x2)	Capacitor, HV, Japan 60 Hz
	100213 (x2)	Capacitor, HV, Korea
	100232 (x2)	Capacitor, HV, All Others
3	TC3-0433 (x2)	Cooling Fan, Exterior
4	100516	Cooling Fan, Interior
5	i3-3217	Cooling Fan, Magnetron (Kit)
6	100481 (x2)	Diode, High-Voltage
7	100086 (x2)	Finger Guard
8	NGC-3015 (x2)	Magnetron
9	100421 (x2)	Magnetron Connector
10	102070 (x2)	Magnetron Thermostat
11	NGC-1163 (x2)	Magnetron Thermostat Insulator, Cho-therm 1674, 3/4 x3/4
12	100186	Magnetron Thermostat Wire
13	CON-7039	Motor Controller, Dual
14	100092	Ring, Magnetron Fan
15	NGC-3061-1 (x2)	Transformer, Filament, 60 Hz
	NGC-3061-2 (x2)	-2 is for 50 Hz non-Japan 50 Hz
	NGC-3061-3 (x2)	-3 is for 50/60 Hz Japan
16	NGC-3062-1 (x2)	Transformer, High-Voltage, 60 Hz
	NGC-3062-2 (x2)	-2 is for 50 Hz non-Japan 50 Hz
	NGC-3062-3 (x2)	-3 is for 50/60 Hz Japan
17	i5-3210 (x2)	Waveguide
18	i5-9331 (x2)	Waveguide Gasket

Sections

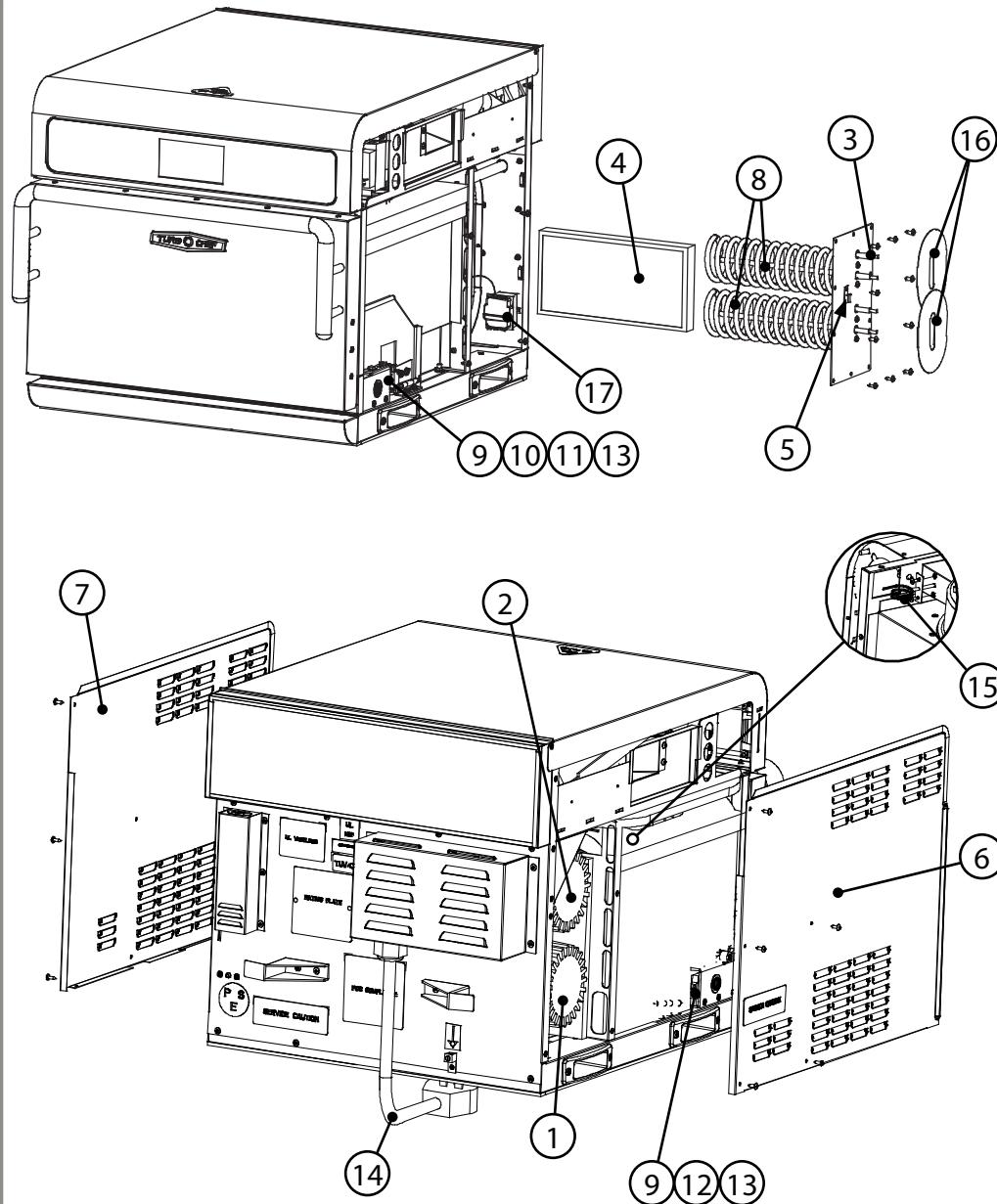


† NOTE: See parts list for programmed control board options.

* NOTE: The i3 utilizes two versions of the stirrer shaft. Ovens with serial numbers between 00001 and 01000 must use i5-9151. All i3 ovens with a serial number of 01001 or greater use i3-9151.

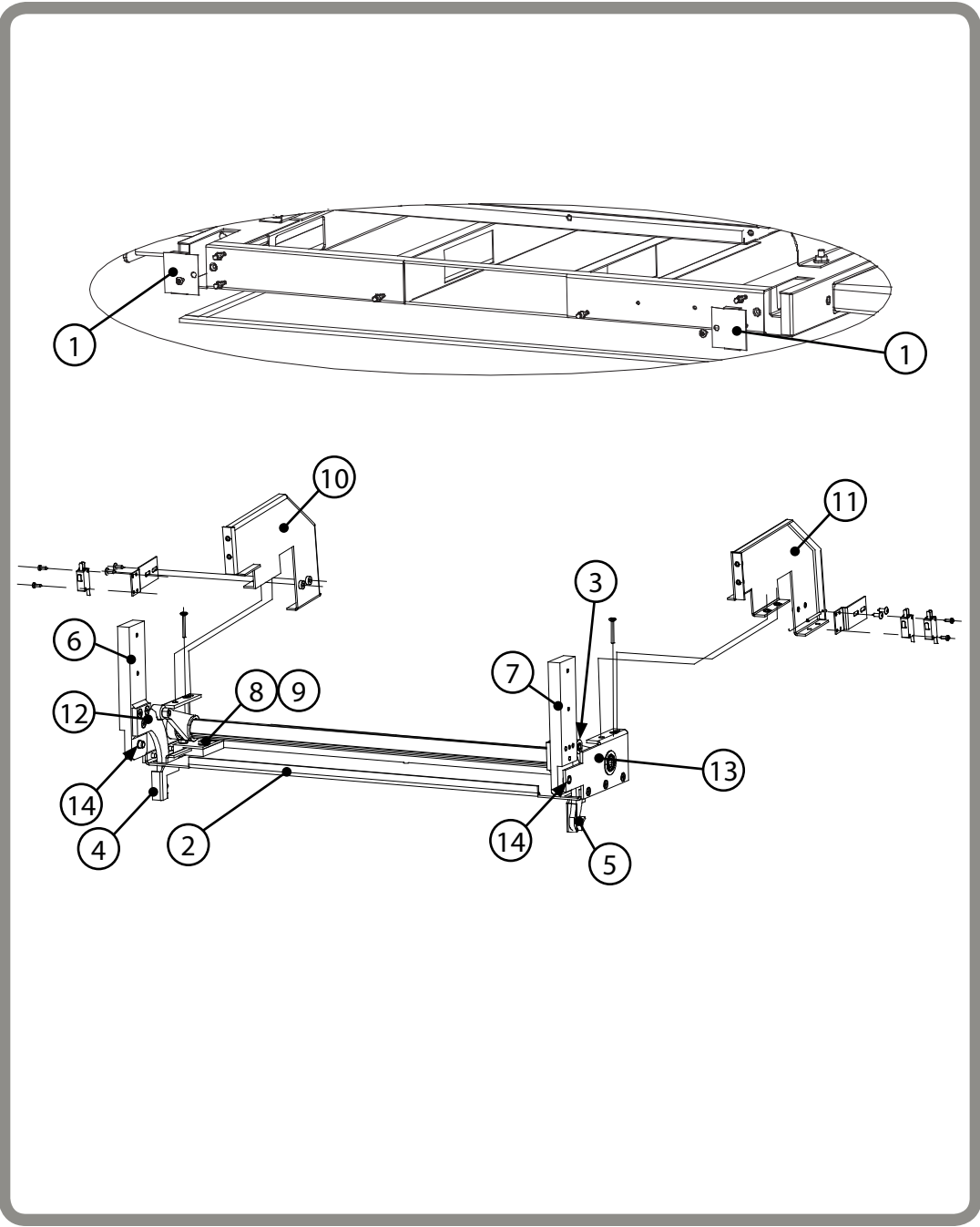
#	P/N	Description
1	100198	Cable, Power, 3-Pin, Display
2	100197	Cable, Ribbon, 26-Pin, Display
3	100182	Cable, Smart Card Reader
4	CON-3001 i3-3208-X	Control Board, Unprogrammed Control Board, Programmed†
5	104306	Coupling, Spider Insert
6	i5-3207	Display, TFT, with Cables
7	CON-7005	Smart Card/USB Port
8	104132 (x2)	Stirrer Hub
9	100884	Stirrer Motor
10	i5-9075	Stirrer Motor Bracket
11	i5-3217 / i3-3215	Stirrer Shaft *

Sections



#	P/N	Description
1	i3-9042	Blower Motor, Bottom, CW
2	i3-9040	Blower Motor, Top, CCW
3	100795 (x4)	Cap, Silicone, Ultra-Bake
4	i3-9066	Catalytic Converter
5	NGC-1152	Clamp, Thermostat
6	i3-9301	Cover, Left Side
7	i3-9302	Cover, Right Side
8	i3-9378 (x2)	Heater Element, 3000 Watt 208V; Helical
9	i5-9397 (x2)	Helper Spring, Interlock Switch
10	102012	Interlock Switch - Monitor
11	102012	Interlock Switch - Secondary
12	102012	Interlock Switch - Primary
13	i5-9272 (x2)	Mounting Bracket, Interlock Switch
14	i5-9127	Power Cord, NEMA 6-50P (USA/LA) - 208 or 240 / 220 VAC, 60 Hz, 1 ph
	i5-9388	Power Cord, IEC 309, 3-pin (BK) - 220 VAC, 60 Hz, 1 ph
	i5-9389	Power Cord, IEC 309, 3-pin (UK) - 230 VAC, 50 Hz, 1 ph
	103195	Power Cord, Clipsal, 5-Pin (AU) - 400 VAC, 50 Hz, 3 ph
	100194	Power Cord, IEC 309, 4-Pin (ED/BD) - 230 VAC, 50 Hz, 3 ph
	103187	Power Cord, IEC 309, 5-Pin (EW/KW) - 400 VAC, 50/60 Hz, 3 ph
	i5-9128	Power Cord, NEMA 15-30P (DL/LD) - 208 or 240 / 220 VAC, 60 Hz, 3 ph
	NGC-1383	Power Cord, NEMA L6-50 PSE, 4-blade (JD) - 200 VAC, 50 Hz, 3 ph
15	HHC-6517-2	RTD, Cook Cavity
16	i5-9216	Shield, Heater Insulation (x2)
17	102075	Thermostat, High-Limit

Sections

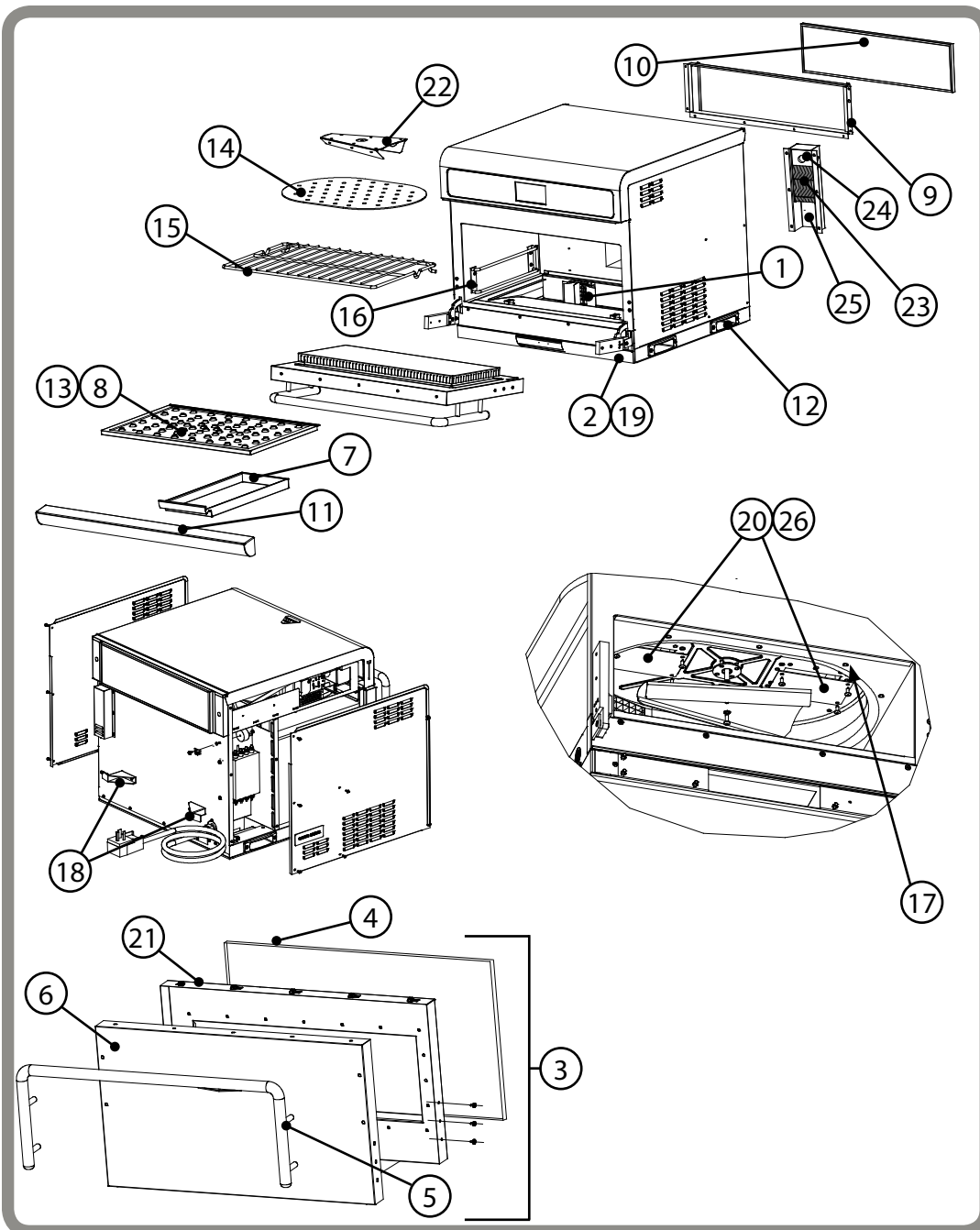


#	P/N	Description
1	i5-9206 (x2)	Bracket, Cam Cover
2	i3-9193	Hinge - Base
3	i5-3212	Hinge - Bearing, Service Kit
4	i5-9196	Hinge - Bracket, Slide, LHS
5	i5-9195	Hinge - Bracket, Slide, RHS
6	i5-9313	Hinge - Cam, Weldment, LHS
7	i5-9314	Hinge - Cam, Weldment, RHS
8	i5-9393	Hinge - Guide Block, Bottom
9	i5-9394	Hinge - Guide Block, Top
10	i5-9178	Hinge - Gusset, LHS
11	i5-9179	Hinge - Gusset, RHS
12	i5-9326	Hinge - Weldment, Counterbalance Bracket, LHS
13	i5-9327	Hinge - Weldment, Counterbalance Bracket, RHS
14	C0504 (x2)	Washer, Nylon, Hinge Pin

Sections

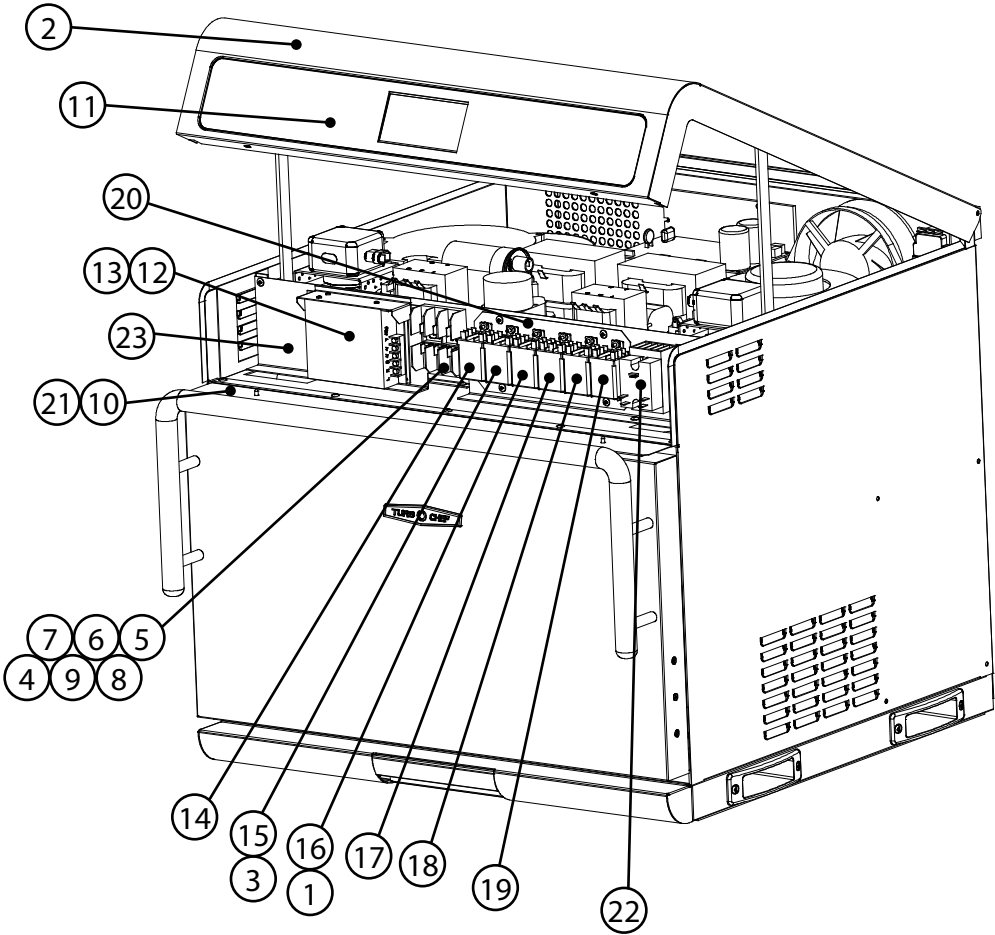
#	P/N	Description
1	i5-3206	Firmware Upgrade, Service Kit
2	i3-9236	Harness, Line Voltage
3	i3-9238	Harness, Low Voltage
4	i5-9387	Tool, Gauge, Hinge Tension
5	i3-9225-X	Menu, i3

Sections



#	P/N	Description
1	i5-9086	Air Diverter
2	101972 (x6)	Ball Stud 6-32 1/4"
3	i5-9308	Door Assembly
4	i5-9309	Door Gasket
5	i5-9253	Door Handle
6	i5-9109	Door Skin
7	i3-9252 i5-9252	Drain Pan, Concealed Drain Pan, Exposed
8	i5-3201	Fasteners Only, Bottom Jetplate
9	i5-9060	Filter Bracket
10	i5-9039	Filter, Air
11	i5-9282 i5-9246	Front Panel, Concealed Tray Front Panel, Exposed Tray
12	i5-9256 (x4)	Hand Grip
13	i5-3200	Jetplate, Bottom, with Fasteners
14	i5-3204	Jetplate, Top
15	i5-9168	Rack
16	i5-9165 (x2)	Rack Support
17	i5-9184 (x6)	Retainer, Jet Plate, Top
18	i5-9211 (x2)	Retainer, Power Cord
19	102752 (x2)	Screw, #8-16 Sheet Metal Torx Security
20	102567	Sealant, RTV, Permatex, 3 ounce
21	i5-9307	Shunt Plate Assembly
22	i5-9154	Stirrer
23	RWD-9191	Vent Catalyst Foil Pack
24	i5-9209	Vent Tube Cover
25	NGC-1397	Vent Tube Heat Channel
26	i5-3213	Waveguide Cover, Kit

Sections

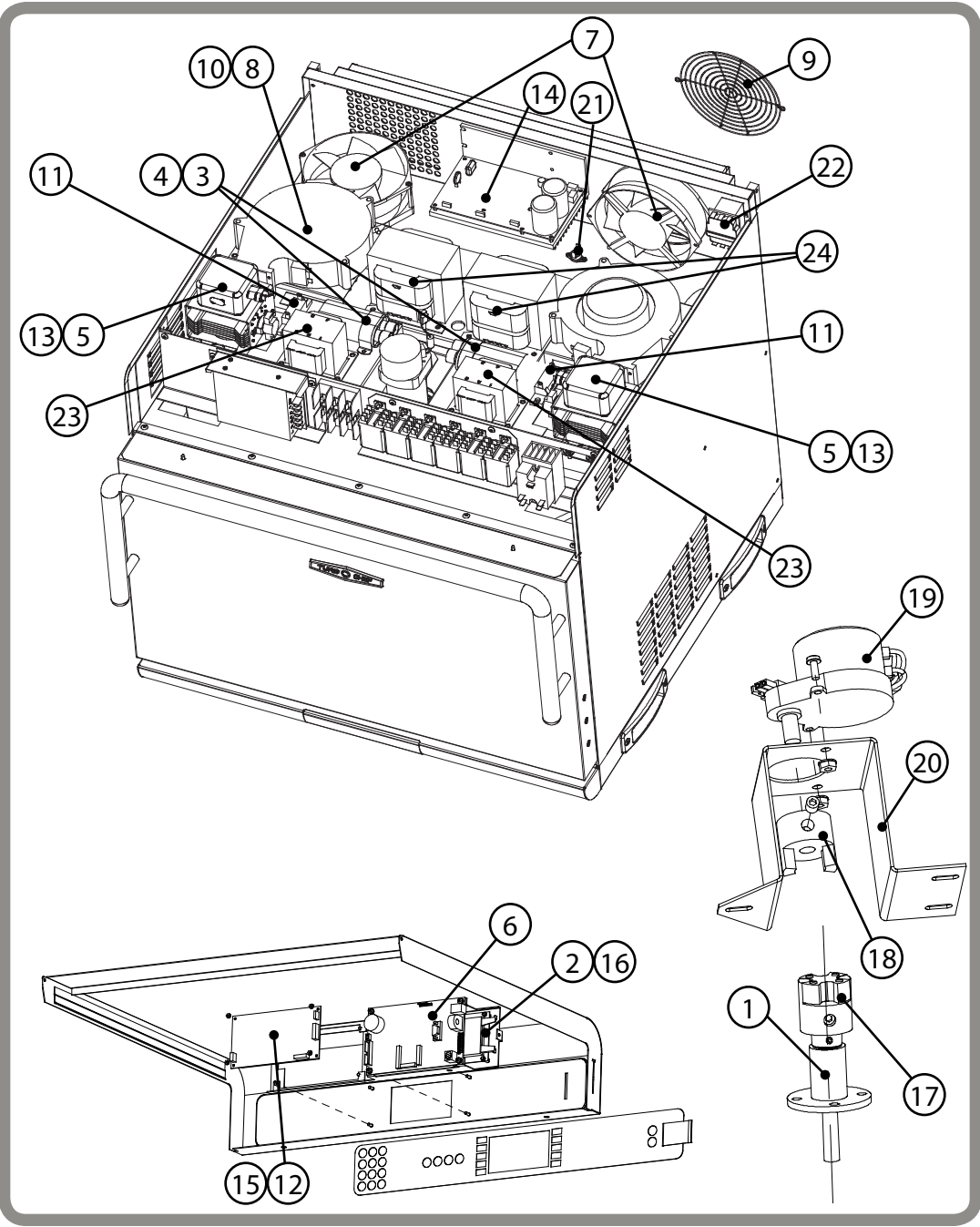


* NOTE: i5 ovens with serial numbers after 00501 are not equipped with 12-amp F3 and F4 fuses; instead, they are equipped with a single 20-amp F3 fuse. Older oven models may still be equipped with the 12-amp F3 and F4 fuses.

† NOTE: To prevent air bubbles when laying the keypad, start by sticking one end of the keypad to the surface and then laying it across towards the other end. As you lay the keypad, ensure a proper seal.

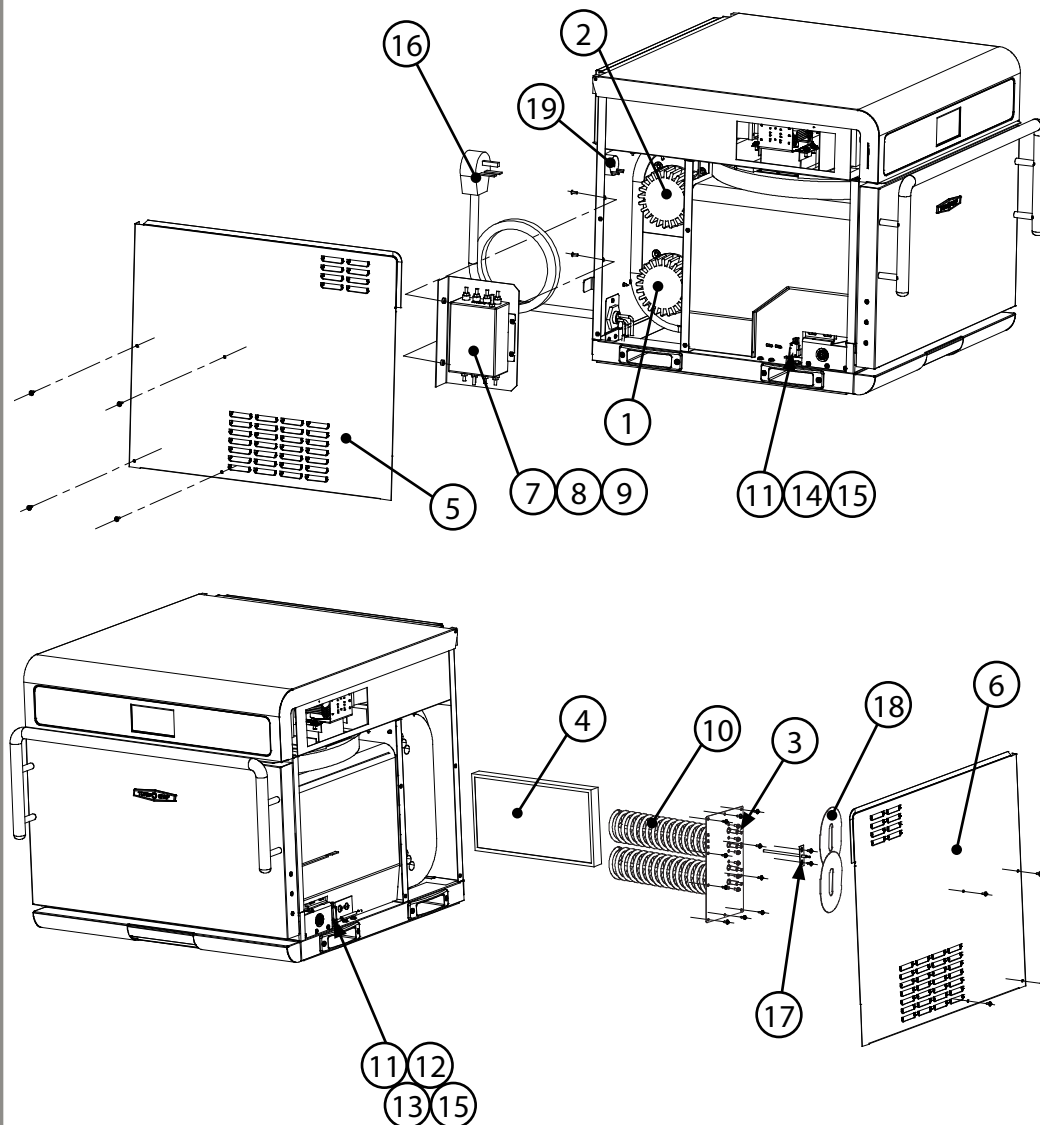
#	P/N	Description
1	i5-3209	Capacitor, Monitor, Kit
2	i5-9240	Cover, Top Hinged, i5
3	700-1214	Diode, Relay
4	103548	Fuse Holder
5	100592	Fuse, F1, 12-amp
6	100592	Fuse, F2, 12-amp
7	100592	Fuse, F3, 12-amp * (If F4 Fuse is present)
8	100599	Fuse, F3, 20-amp * (If no F4 Fuse is present)
9	100592	Fuse, F4, 12-amp *
10	i5-9224	Heat Shield/Support Bracket
11	i5-9247	Keypad †
12	101211	Power Supply
13	i5-9280	Power Supply Bracket
14	101273	Relay (K1 - Filament)
15	101273	Relay (K2 - Anode)
16	101273	Relay (K3 - Monitor)
17	101272	Relay (K6 - Voltage)
18	101273	Relay (K7 - Mag Fan)
19	101273	Relay (K8 - Stirrer)
20	i5-9261	Relay Bracket
21	102752	Screw, #8-16 Sheet Metal Torx Security
22	NGC-3005	Solid State Relay, Dual 40-Amp, Kit
23	CON-3003	Speaker Replacement, 8 ohm, Kit

Sections



#	P/N	Description
1	i5-3217	Assembly, Stirrer Shaft
2	100182	Cable, Smart Card Reader
3	104197 (x2) 104126 (x2) 100134 (x2)	Capacitor Clamp, Japan 50 Hz Capacitor Clamp, Japan 60 Hz Capacitor Clamp, All Others
4	100216 (x2) 100207 (x2) 100213 (x2) 100232 (x2)	Capacitor, HV, Japan 50 Hz Capacitor, HV, Japan 60 Hz Capacitor, HV, Korea Capacitor, HV, All Others
5	100421 (x2)	Connector Magnetron
6	CON-3001 i5-3208	Control Board, General Market Control Board, Custom
7	TC3-0433 (x2)	Cooling Fan
8	i5-9263	Cooling Fan (Magnetron) Bracket
9	100086	Cooling Fan Finger Guard
10	100083	Cooling Fan, Magnetron
11	100481	Diode, High-Voltage
12	i5-3207	Display, TFT
13	100186	Magnetron, Thermostat Wire
14	CON-7039	Motor Controller
15	100196	Ribbon Cable Display Harness i5 VFD Oven
16	CON-7005	Smart Card/USB Port
17	104306	Stirrer Coupling Spider Insert
18	104132	Stirrer Hub
19	100884	Stirrer Motor
20	i5-9075	Stirrer Motor Bracket
21	102086	Thermostat, Cooling Fans
22	102075	Thermostat, High-Limit
23	NGC-3061-1 (x2) NGC-3061-2 (x2) NGC-3061-3 (x2)	Transformers, Filament, 60 Hz -2 is for 50 Hz non-Japan 50 Hz -3 is for 50/60 Hz Japan
24	NGC-3062-1 (x2) NGC-3062-2 (x2) NGC-3062-3 (x2)	Transformers, High-Voltage, 60 Hz -2 is for 50 Hz non-Japan -3 is for 50/60 Hz Japan

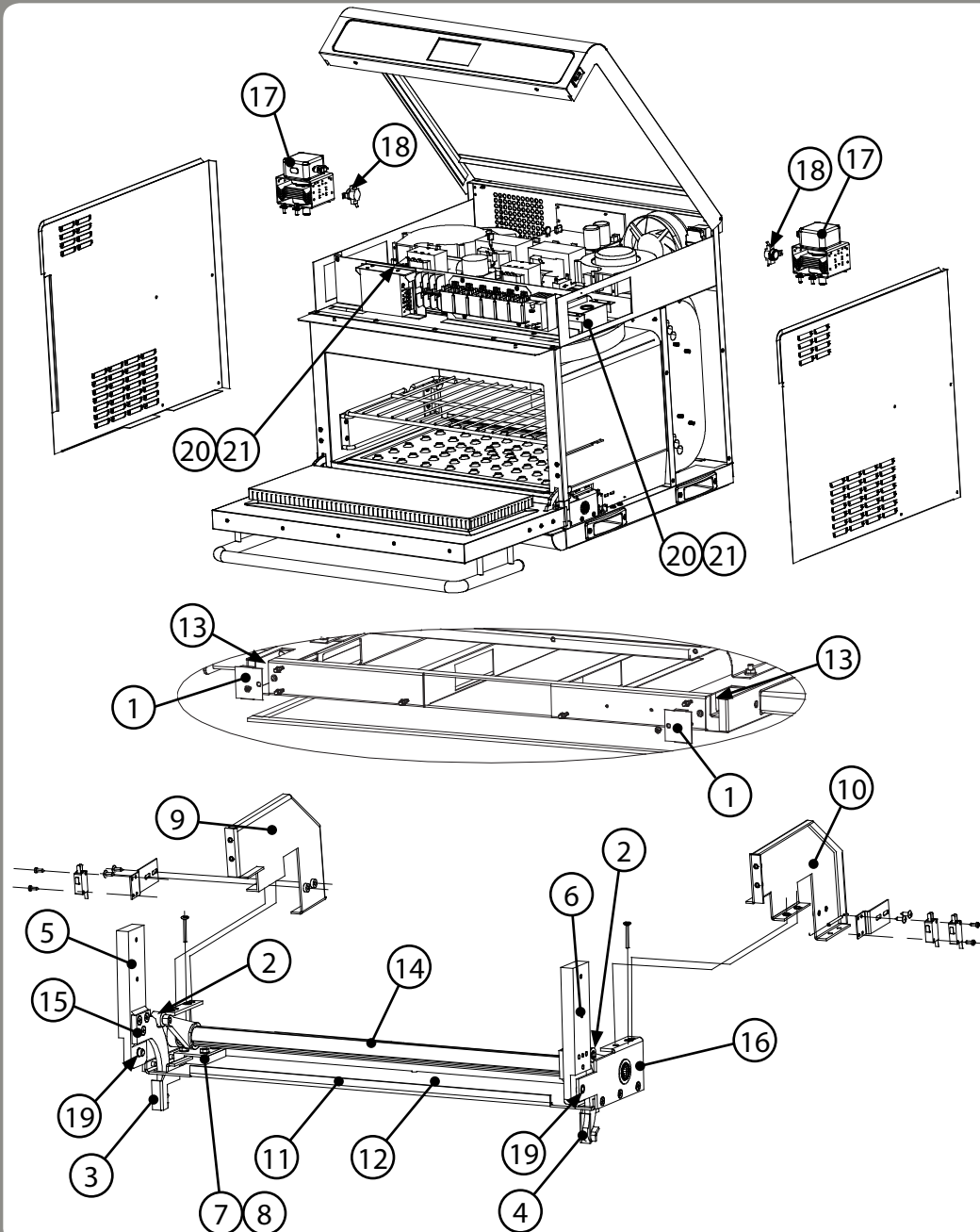
Sections



* NOTE: For more interlock switch detail, see All Covers Removed/Open section.

#	P/N	Description
1	i5-9042	Blower Motor (bottom)
2	i5-9040	Blower Motor (top)
3	100795 (x4)	Cap, Silicone, Ultra-Bake
4	i5-9066	Catalytic Converter
5	i5-9301	Cover, Left Side
6	i5-9302	Cover, Right Side
7	100546	EMI Filter
8	i5-9257	EMI Filter Bracket
9	i5-9312	EMI Filter Jumper
10	i5-3216	Heater Helical, Kit
11	i5-9397 (x2)	Helper Spring, Interlock Switch*
12	102012	Interlock Switch - Monitor*
13	102012	Interlock Switch - Secondary*
14	102012	Interlock Switch, Primary*
15	i5-9272	Mounting Bracket, Interlock Switch* (qty 2 per oven)
16	i5-9127	Power Cord, NEMA 6-50P (USA/LA) - 208 or 240 / 220 VAC, 60 Hz, 1 ph
	i5-9388	Power Cord, IEC 309, 3-pin (BK) - 220 VAC, 60 Hz, 1 ph
	i5-9389	Power Cord, IEC 309, 3-pin (UK) - 230 VAC, 50 Hz, 1 ph
	100194	Power Cord, IEC 309, 4-Pin (ED/BD) - 230 / 220 VAC, 50 / 60 Hz, 3 ph
	103187	Power Cord, IEC 309, 5-Pin (EW) - 400 VAC, 50 Hz, 3 ph
	103195	Power Cord, Clipsal, 5-pin (AU) - 400 VAC, 50 Hz, 3 ph
	i5-9128	Power Cord, NEMA 15-30P (DL/LD) - 208 or 240 / 220 VAC, 60 Hz, 3 ph
	NGC-1383	Power Cord, NEMA L6-50 PSE, 4-blade (JD) - 200 VAC, 50 Hz, 3 ph
17	HHC-6517	RTD, Cook Cavity
18	i5-9216 (x2)	Shield, Heater Insulation
19	100783	Voltage Sensor

Sections

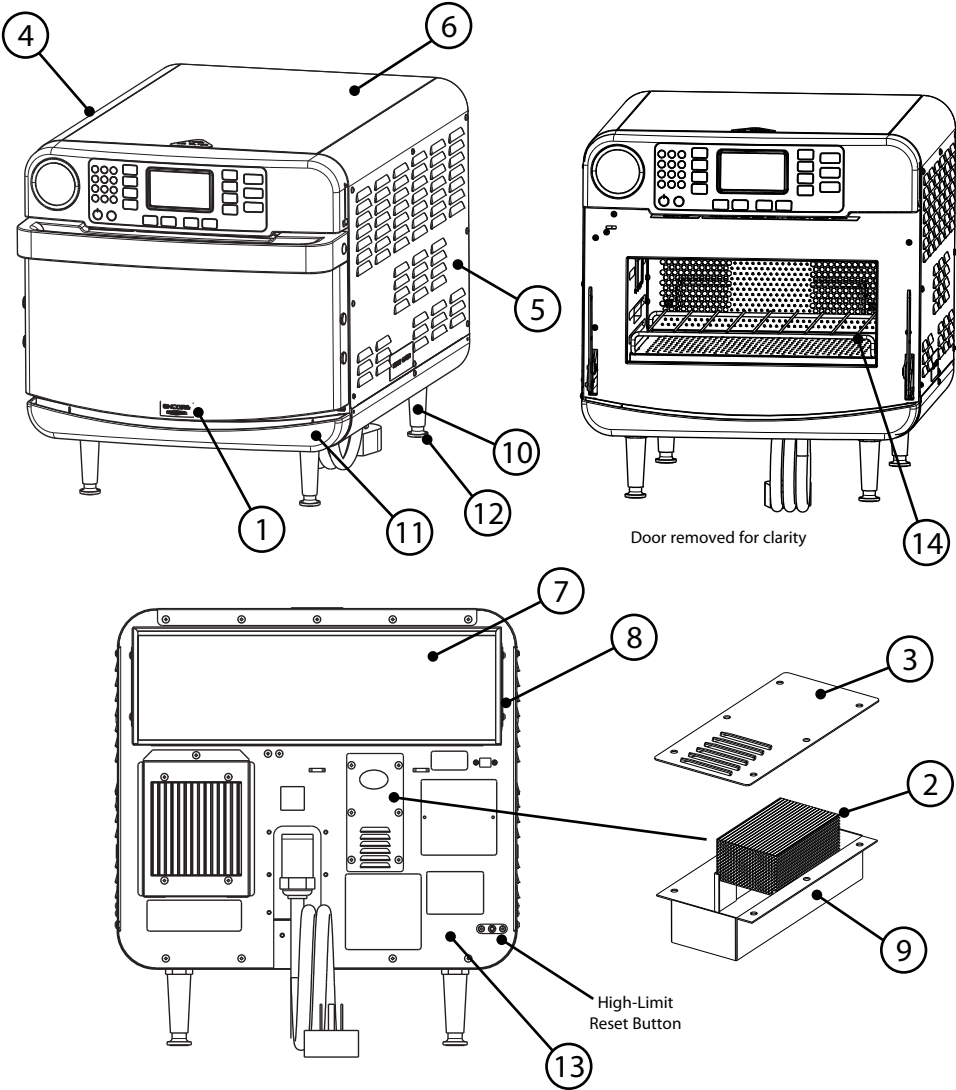


#	P/N	Description
1	i5-9206 (x2)	Bracket, Cam Cover
2	i5-3212 (x2)	Hinge - Bearing, Kit
3	i5-9196	Hinge - Bracket, Slide, LHS
4	i5-9195	Hinge - Bracket, Slide, RHS
5	i5-9313	Hinge - Cam, Weldment, LHS
6	i5-9314	Hinge - Cam, Weldment, RHS
7	i5-9393	Hinge - Guide Block, Bottom
8	i5-9394	Hinge - Guide Block, Top
9	i5-9178	Hinge - Gusset, LHS
10	i5-9179	Hinge - Gusset, RHS
11	i5-9269	Hinge - Module, Assembly
12	i5-9193	Hinge - Module, Base
13	i5-9329 (x2)	Hinge - Spring Retainer
14	i5-9144	Hinge - Torsion Bar
15	i5-9326	Hinge - Weldment, Counterbalance Bracket, LHS
16	i5-9327	Hinge - Weldment, Counterbalance Bracket, RHS
17	NGC-3015 (x2)	Magnetron
18	102070 (x2)	Thermostat, Magnetron
19	C0504 (x2)	Washer, Nylon, Hinge Pin
20	i5-3210 (x2)	Waveguide
21	i5-9331 (x2)	Waveguide Gasket

Sections

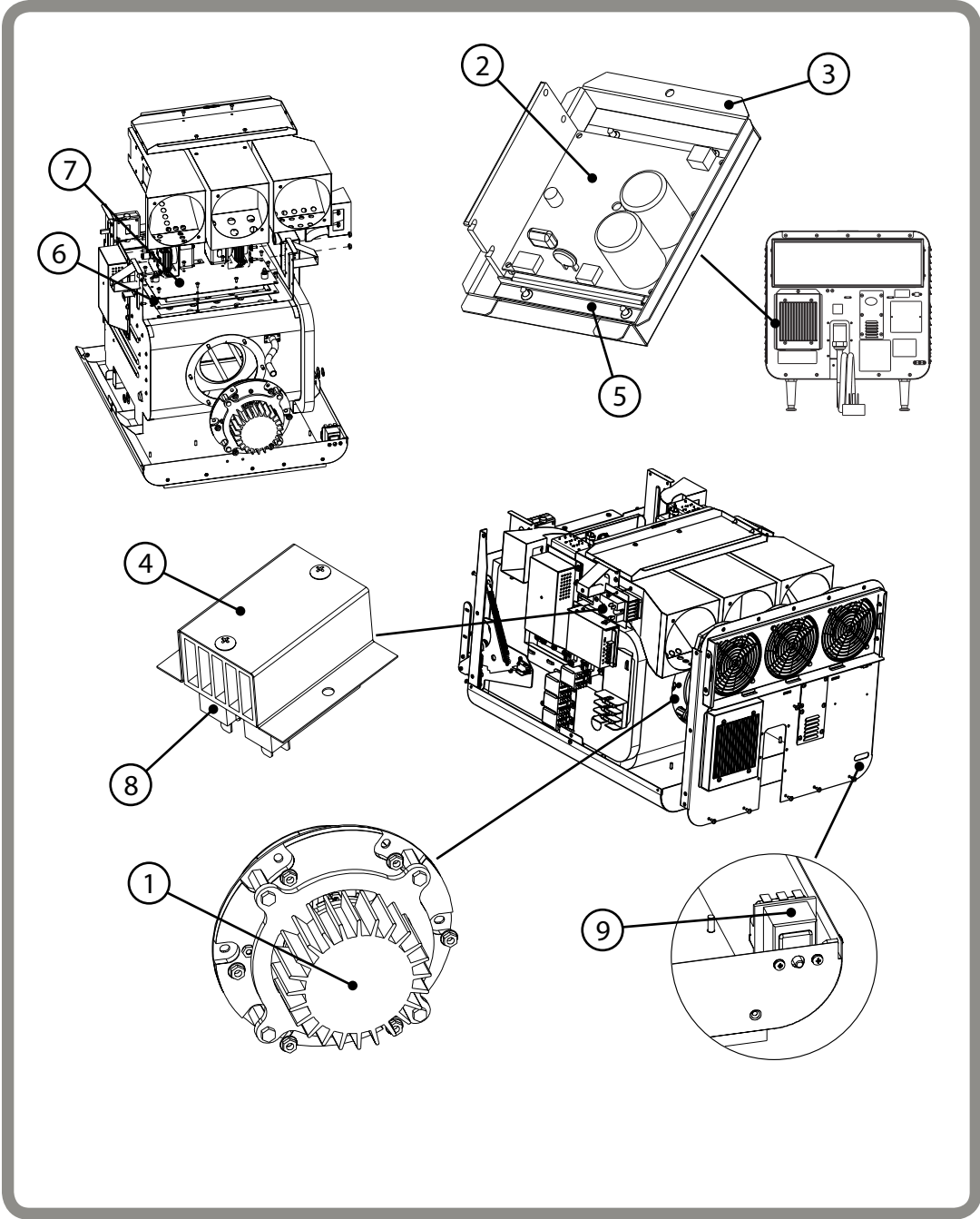
#	P/N	Description
1	i5-9225-X	Menu, i5, Preprogrammed
2	i5-3206	Service Kit, i5 Firmware Upgrade, (TFT Display Only)
3	i5-3205	Service Kit, i5 Firmware Upgrade, (VFD Display Only)
4	i5-9387	Tool, Gauge, Hinge Tension, i5

Sections



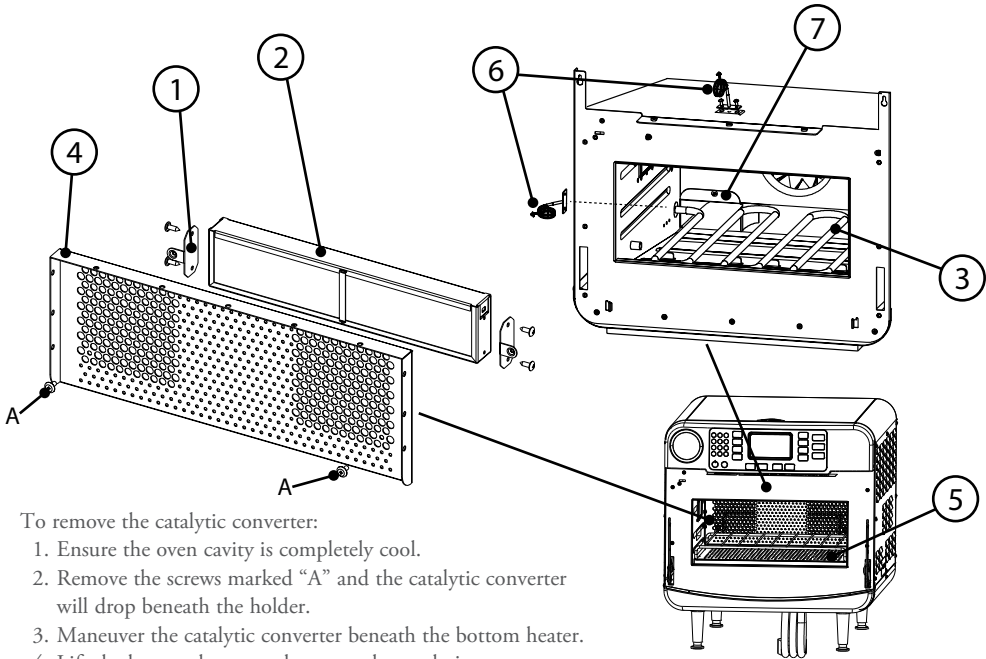
#	P/N	Description
1	ENC-1192	Badge, Logo, Encore
2	RWD-9191	Catalytic Converter, Vent Tube
3	ENC-1080	Cover, Exhaust Tube
4	ENC-1109-9005	Cover, Left Side, Black
5	ENC-1108-9005	Cover, Right Side, Black
6	ENC-1133-9005	Cover, Top, Black
7	ENC-1114	Filter, Air
8	ENC-1113	Filter Bracket
9	ENC-1079	Housing, Exhaust Tube
10	100788	Leg, Aluminum, Black (x4)
11	ENC-1103-T001	Lower Front Panel
12	NGC-1187	Pad, Abrasive, Non-Slip (x4)
13	ENC-1105	Panel, Rear
14	ENC-1216	Rack, Oven

Sections



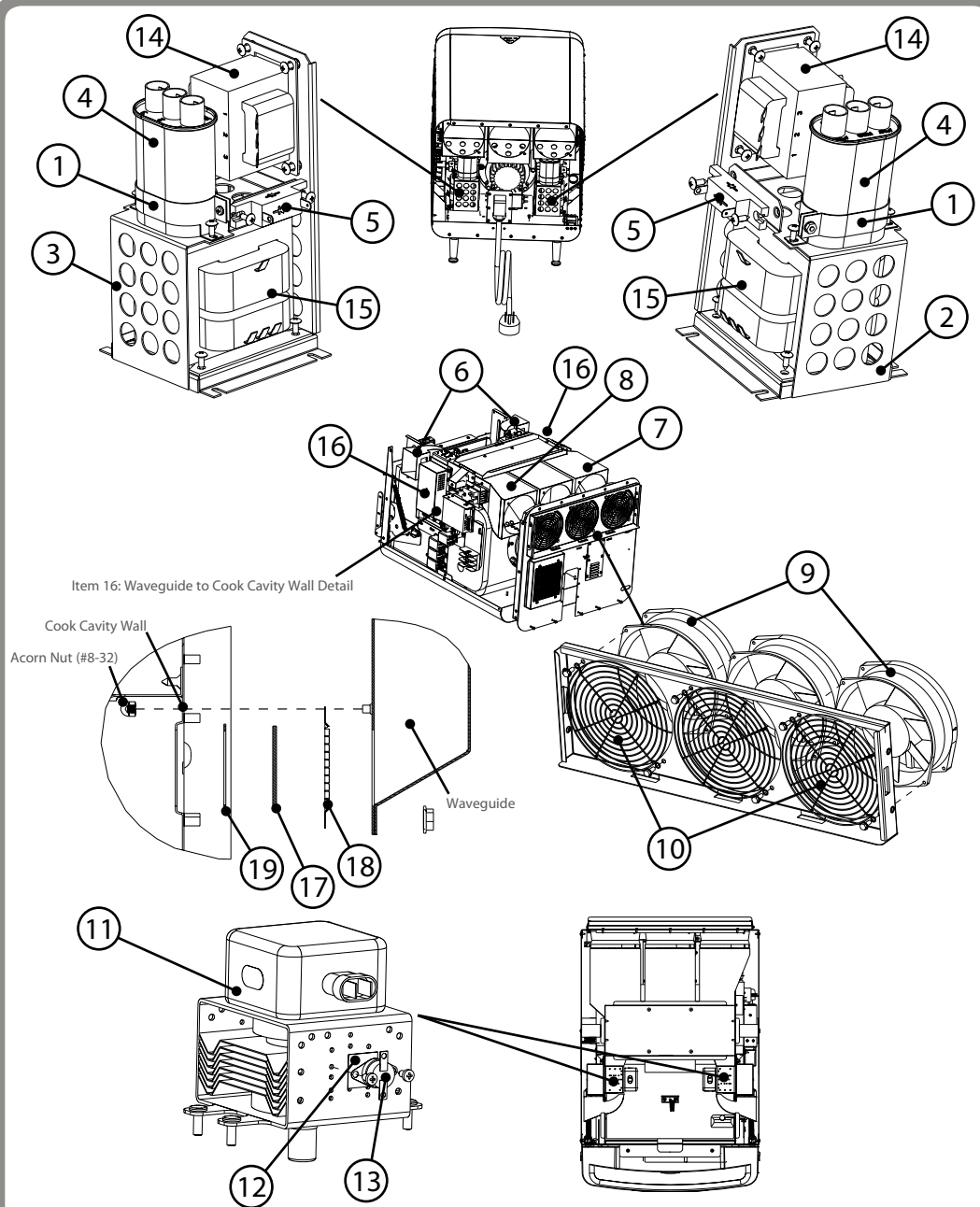
#	P/N	Description
1	NGC-1025	Blower Motor
2	CON-3010	Blower Motor Speed Controller
3	HHB-8268	Bracket, BMSC
4	ENC-1102	Bracket, Solid State Relay
5	HHB-8269	Clip, BMSC Bracket (x2)
6	NGC-1043	Gasket, Heater, Top
7	100661	Heater, Top
8	101286	Relay, Solid State (K4/K5 - Heaters)
9	102075	Thermostat, High-Limit, 300°C

Sections



#	P/N	Description
1	ENC-1148	Bracket, Catalytic Converter (qty 2)
2	ENC-1147	Catalytic Converter
3	ENC-3002	Heater, Bottom
4	ENC-1145	Holder, Catalytic Converter
5	ENC-1066	Jetplate, Bottom
6	HHC-6517-2	RTD, Cook Cavity, 3" (x2)
7	ENC-1228	Vane, Turning

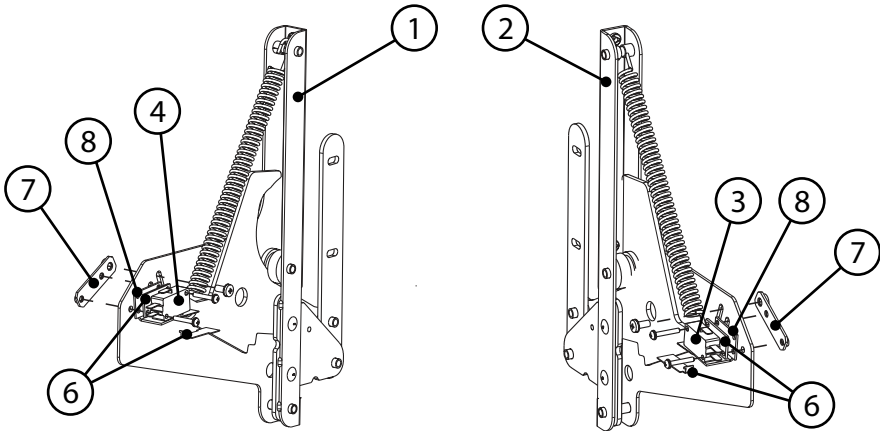
Sections



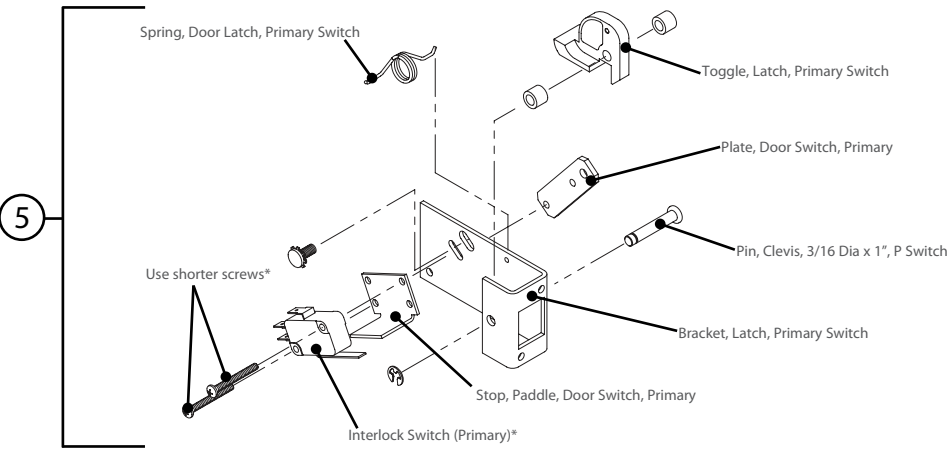
#	P/N	Description
1	100134	Bracket, Capacitor (x2)
2	ENC-1161	Bracket, HV Components, Right
3	ENC-1167	Bracket, HV Components, Left
4	100232	Capacitor, .91 uf, 2500 VAC (x2)
5	100481	Diode, High Voltage (x2)
6	ENC-1036	Duct, Cooling, Magnetron, Out (x2)
7	ENC-1037	Duct, Cooling Fan, Left
8	ENC-1033	Duct, Cooling Fan, Right
9	TC3-0433	Fan, Cooling, Magnetron (x2)
10	100086	Finger Guard, Cooling Fans (x2)
N/A	i5-9378	Jumper, Capacitor (Intl only) (x2)
11	NGC-3015	Magnetron (x2)
12	NGC-1163	Pad, Insulator, Mag Thermostat (x2)
p. 48	101273	Relay (K1 - Anode)
p. 48	101273	Relay (K2 - Filament)
p. 48	101274	Relay (K7 - Magnetron Cooling Fan)
13	104228	Thermostat, Magnetron (x2)
14	NGC-3061-1 NGC-3061-2	Transformer, Filament, 60 Hz (x2) Transformer, Filament, 50 Hz (x2)
15	NGC-3062-1 NGC-3062-2	Transformer, HV, 60 Hz (x2) Transformer, HV, 50 Hz (x2)
16	ENC-3008	Waveguide Kit (x2)*
17	i1-9462	Waveguide Cover (x2)
18	i1-9331	Waveguide Gasket (x2)*
19	i1-9486	Waveguide Seal (x2)*

* Items 17-19 are also included with item 16.

Sections

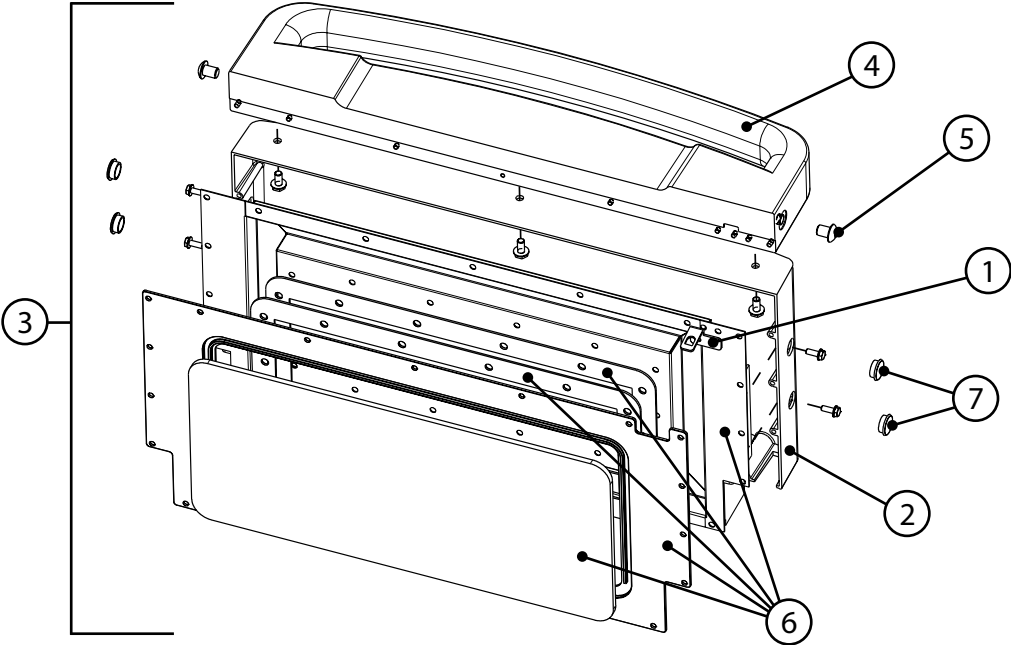


- * When replacing the primary switch:
- a.) Discard one of the switches supplied with kit NGC-3033
 - b.) Use the shorter screws (see Figure below)
 - c.) Follow all instructions in the provided field service bulletins FSB-10057 and FSB-10094
 - d.) Discard FSB-10055



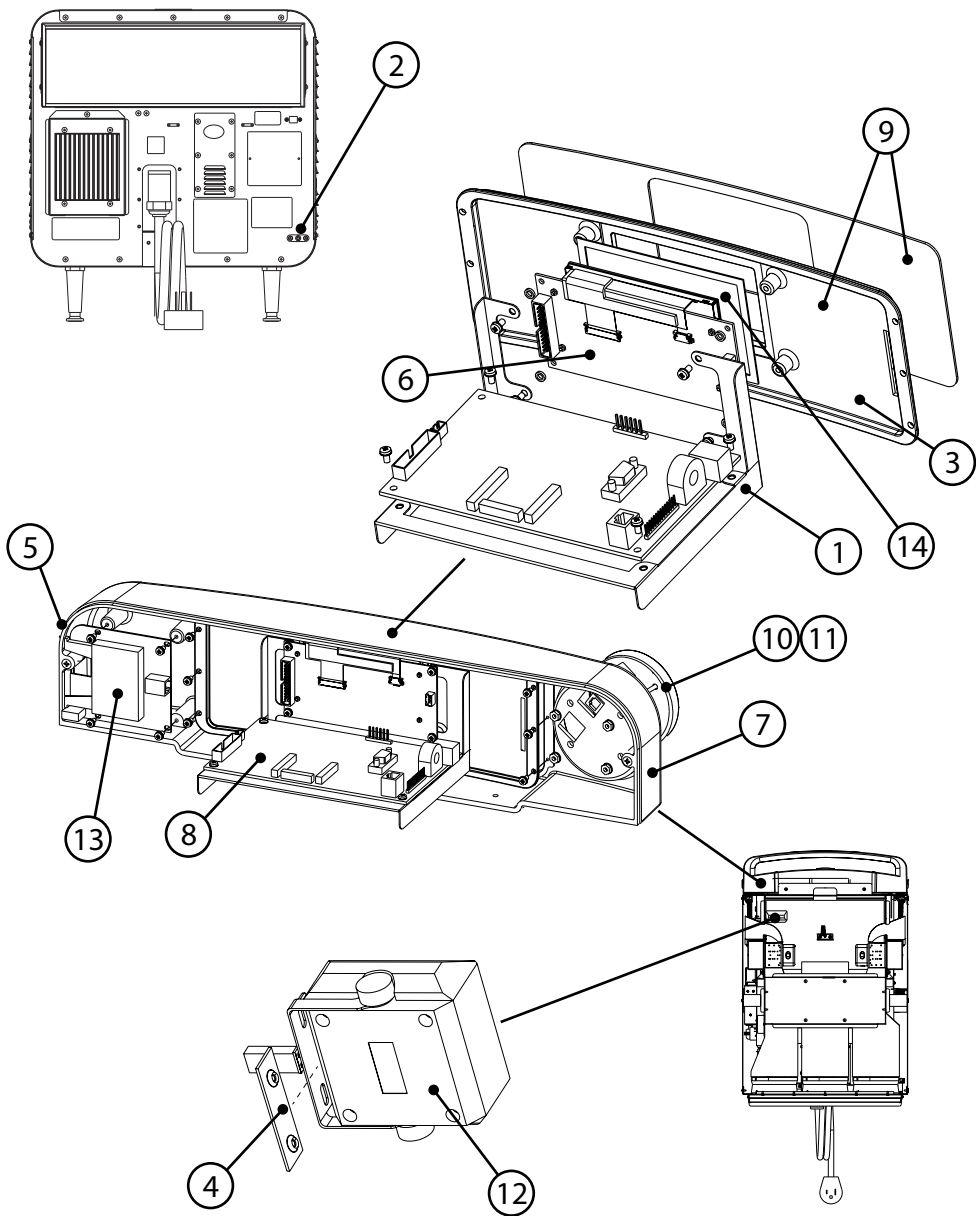
#	P/N	Description
1	i1-3220-1	Hinge, Left
2	i1-3220-2	Hinge, Right
3	102013	Interlock Switch (Monitor)
4	102013	Interlock Switch (Secondary)
5	NGC-3033*	Kit, Door Switch, Primary*
6	i1-3207	Kit, Switch Offset, Shim and Replacement Tab (x2)
7	NGC-1126	Plate, Door Switch, S/M (x2)
p. 48	101273	Relay (K3 - Monitor)
8	NGC-1324	Stop, Paddle, Switch, S/M (x2)

Sections



#	P/N	Description
p. 40	ENC-1192	Badge, Logo, Encore
1	ENC-1131	Catch, Latch
2	ENC-1121-T001	Cover, Door, Gray
3	ENC-3003	Door, Entire Assembly
4	ENC-1122-9005	Handle, Door, Black
5	101195	Hole Plug, Black, 5/8" Dia (x4)
6	ENC-3007	Kit, Shunt Plate
7	ENC-1220	Screw, Door, Buttonhead (x2)

Sections

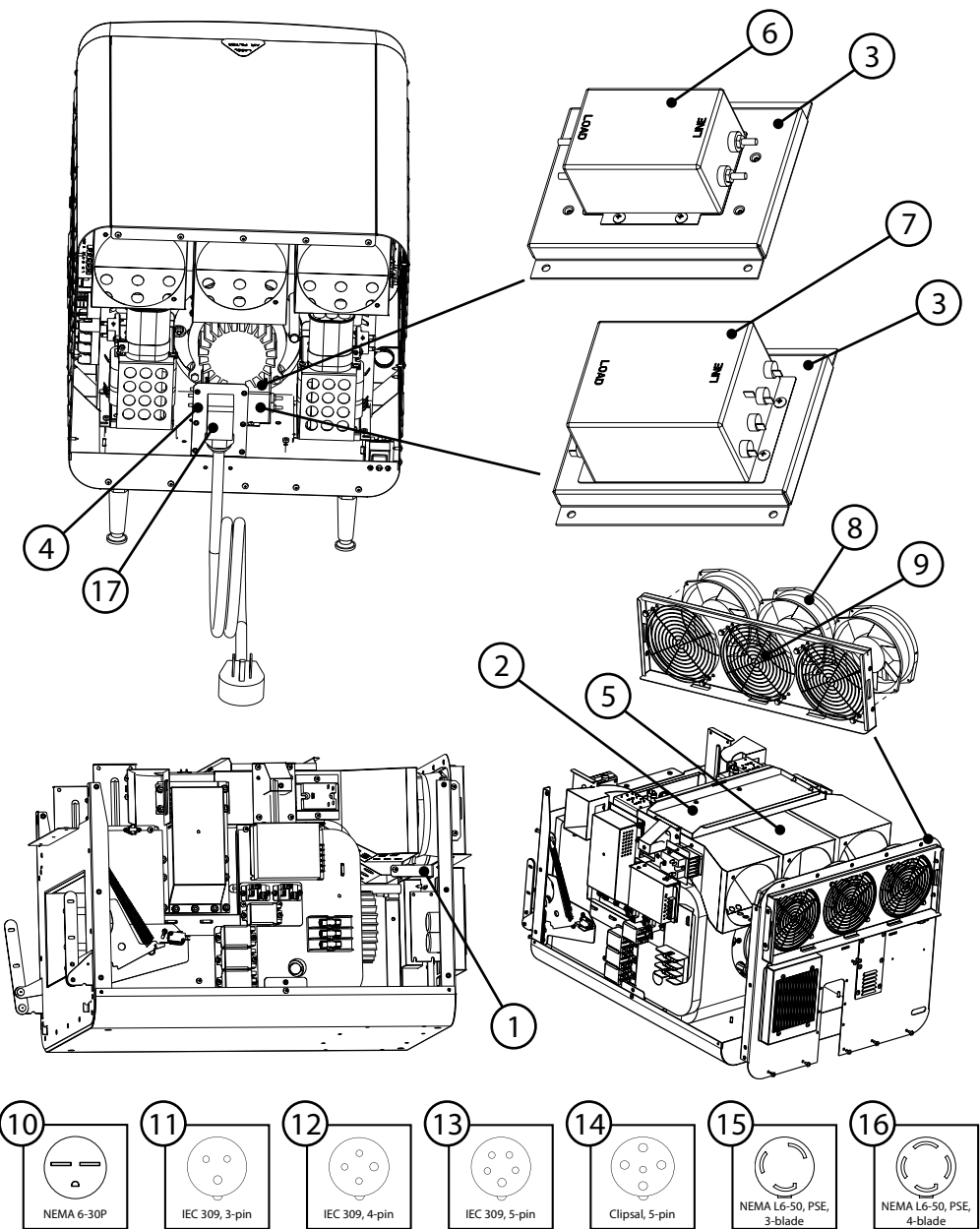


#	P/N	Description
1	ENC-1098	Bracket, Control Board, Support
N/A	100197	Cable, Display, 5"
2	100164	Cable, Extension, Ethernet
N/A	100161	Cable, I/O Board to Light Ring
N/A	100182	Cable, Light Ring to USB/Card Reader
3	ENC-1116	Casting, Keypad
4	HCT-4104	Clip, Speaker Mounting
5	ENC-1189	Cover, USB Port
6	CON-7011	Display
7	ENC-1101	Housing, Display and Controls
8	CON-3006*	Kit, Control Board
9	ENC-3004**	Kit, Keypad
10	ENC-3005-1	Kit, Light Ring (TurboChef)
11	ENC-3005-2	Kit, Light Ring (SUBWAY®)
12	CON-3003	Kit, Speaker
13	CON-7005	USB/Smart Card Reader
14	ENC-1191	Window, Display
N/A	i1-9475	Wire, Display Jumper, 3-Pin

* See Service Parts Price List for details.

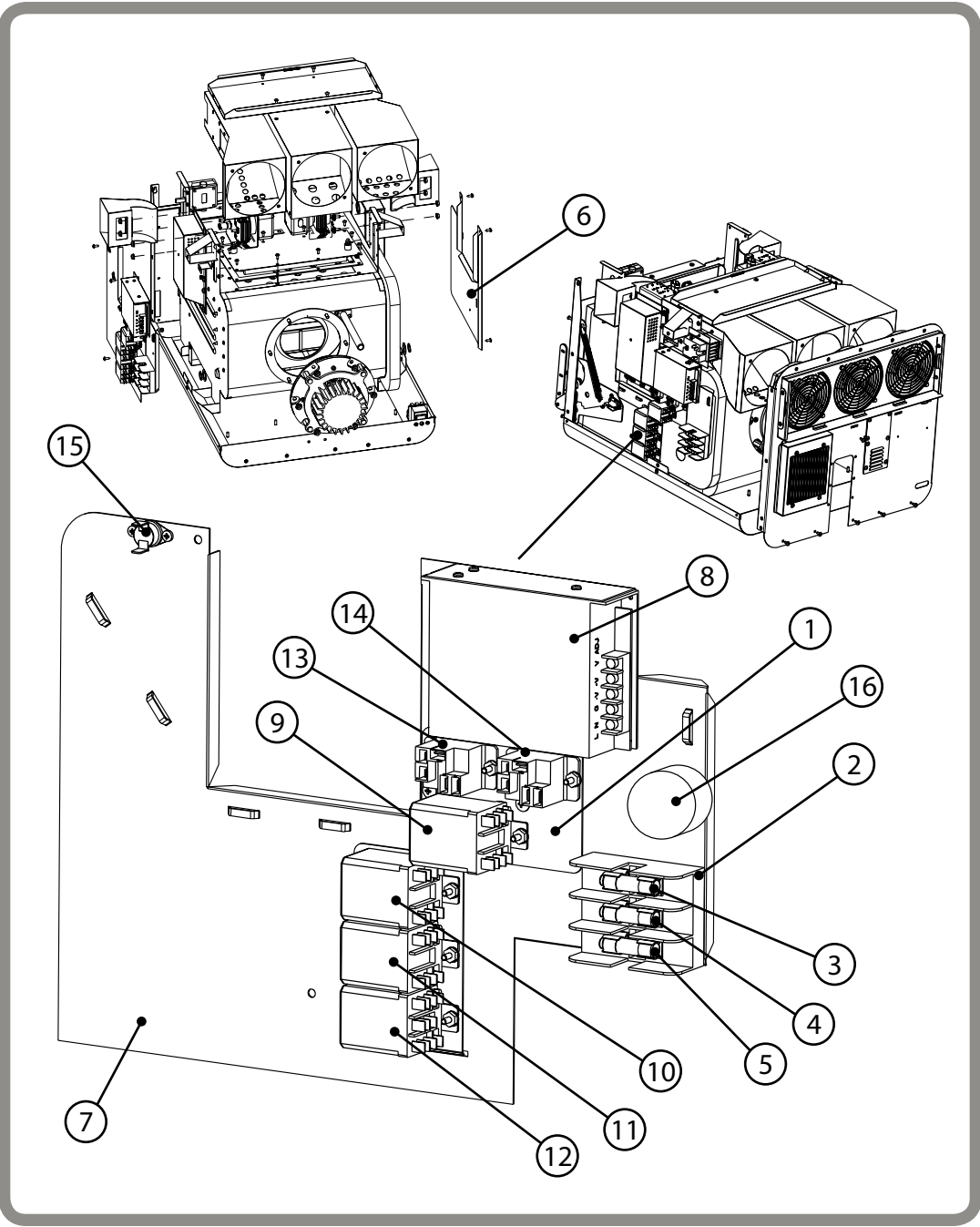
** ENC-3004 (item 9) includes item 3.

Sections



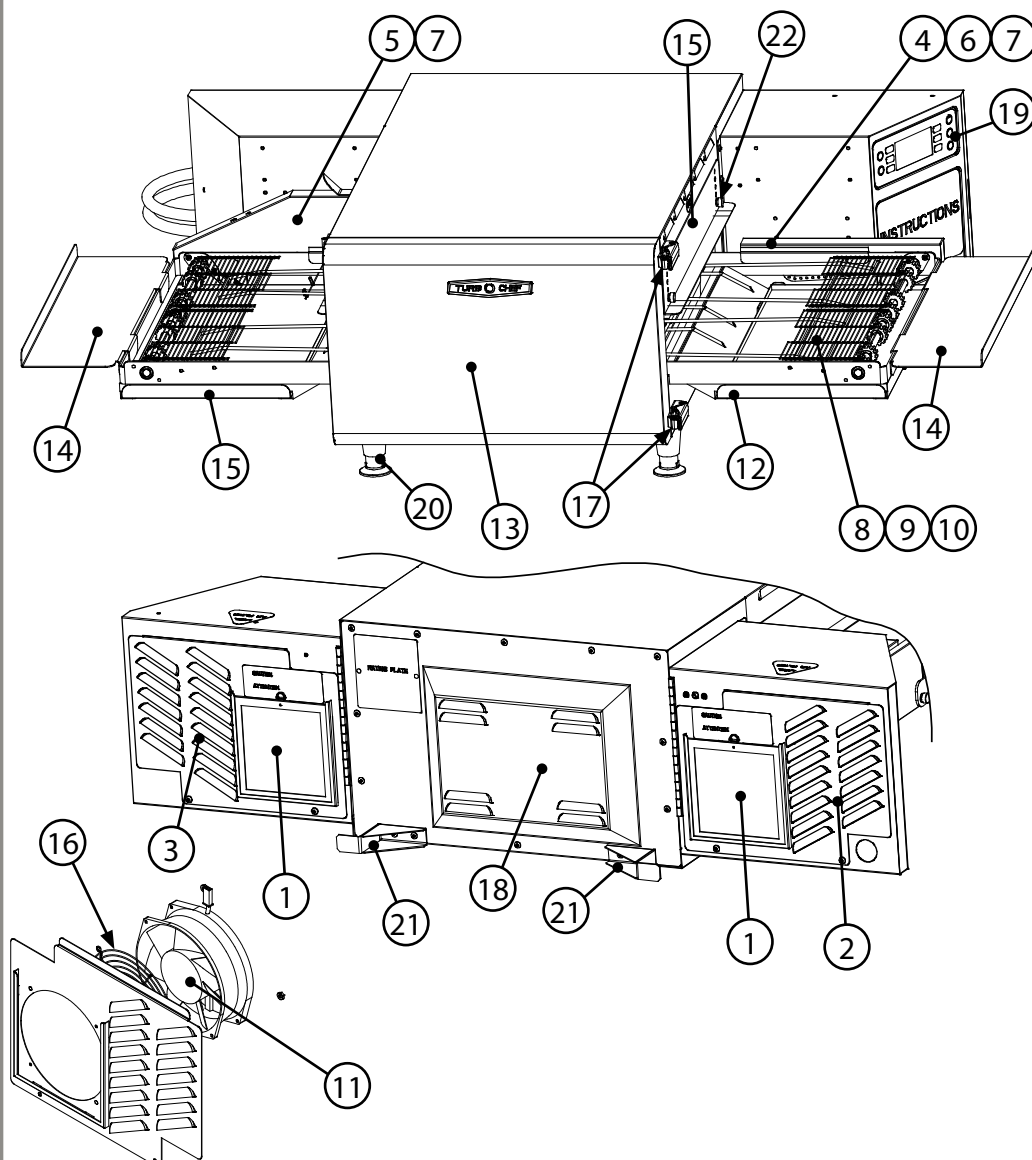
#	P/N	Description
1	ENC-1170	Bracket, Back Wall Support (Bracket Only)
2	ENC-1096	Bracket, Cooling Duct, Center
3	ENC-1207	Bracket, EMI Mounting
4	ENC-1164	Bracket, Power Cord
5	ENC-1038	Duct, Cooling, Electrical Comp.
6	100543	EMI Filter, 1 Ph
7	100547	EMI Filter, 3 Ph
8	TC3-0433	Fan, Cooling, Electrical Comp.
9	100086	Finger Guard
10	ENC-1193	Power Cord, 60 Hz, 208-240 VAC, 1 Ph
11	ENC-1255	Power Cord, 50 Hz, 220-230 VAC, 1 Ph
12	ENC-1253	Power Cord, 50/60 Hz, 220-230 VAC, 3 Ph
13	ENC-1250	Power Cord, 50/60 Hz, 380-415 VAC, 3 Ph
14	ENC-1257	Power Cord, Aus/NZ, Clipsal, 400V, 3Ph
15	ENC-1254	Power Cord, Japan, 1 Ph
16	ENC-1256	Power Cord, Japan, 3 Ph
17	100423	Strain Relief, Rt Angle

Sections



#	P/N	Description
1	ENC-1097	Bracket, Relay Mounting (Bracket Only)
2	103566	Fuse Block, 3 Pole, 30 Amp
3	100592	Fuse, F1, 12 amp, Class CC, ATMR
4	100592	Fuse, F2, 12 amp, Class CC, ATMR
5	100599	Fuse, F3, 20 amp, Class CC, ATMR
6	ENC-1034	Panel, Electrical, LHS
7	ENC-1019	Panel, Electrical, RHS (Panel Only)
8	101211	Power Supply, 24 VDC
9	101273	Relay (K1 - Filament)
10	101273	Relay (K2 - Anode)
11	101273	Relay (K3 - Monitor)
12	101272	Relay (K6 - Voltage)
13	101274	Relay (K7 - Magnetron Fan)
14	101274	Relay (K8 - EC Fan)
15	102086	Thermostat, Cooling Fan, EC, 120F
16	100783	Voltage Sensor (N. America only)

Sections

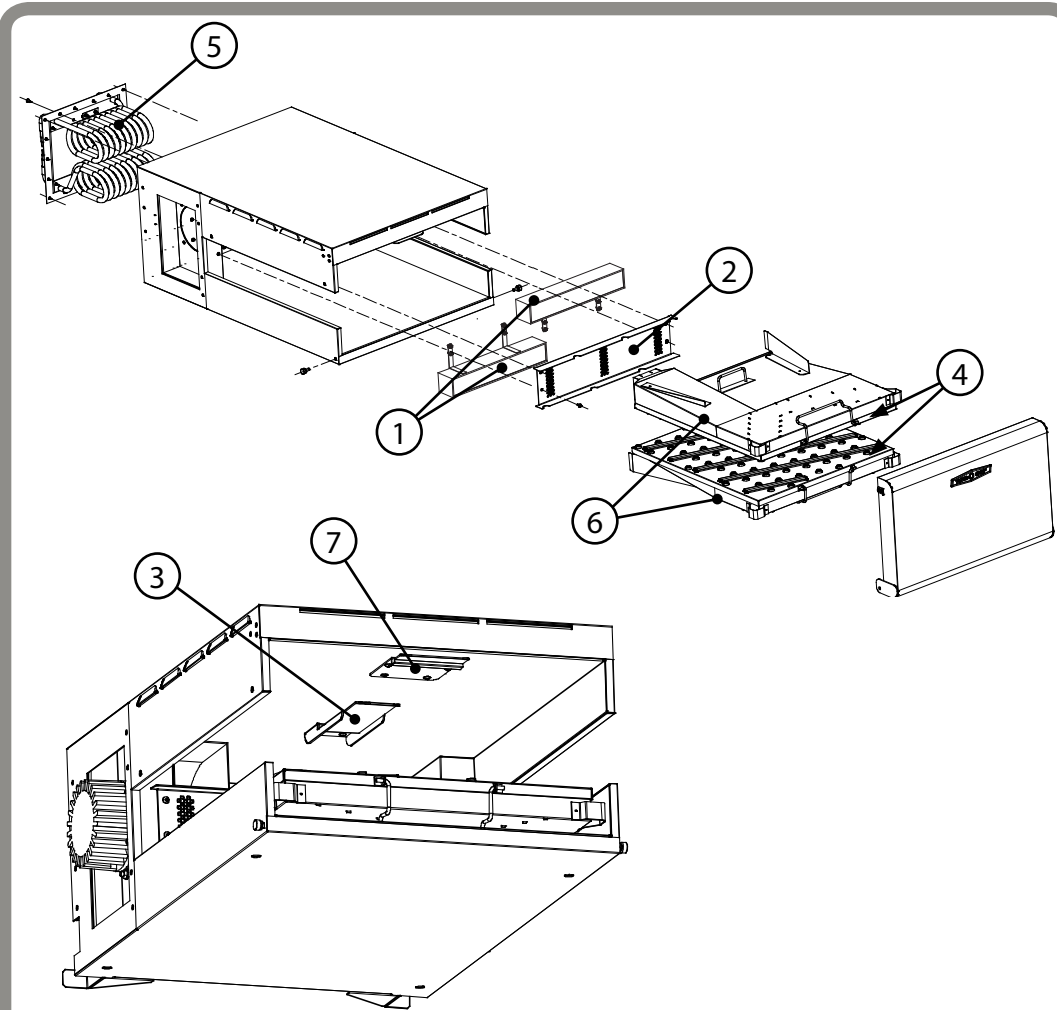


* NOTE: Confirm which type of door is in use at location. Side Hinge version shown above.

† NOTE: To prevent air bubbles when laying the keypad, start by sticking one end of the keypad to the surface and then laying it across towards the other end. As you lay the keypad, ensure a proper seal.

#	P/N	Description
1	HCT-4067 (x2)	Air Filter
2	HCT-4105	Back Panel, Left
3	HCT-4079	Back Panel, Right
4	HCT-4143	Chain, Conveyor
5	HCT-4038	Chainguard, Left
6	HCT-4041	Chainguard, Right
7	HCT-3015	Chainguards (x2), Full, with Safe-ties, Kit (Australia only)
8	HCT-3009 HCT-3010 HCT-3012 HCT-3011	Conveyor, Single Belt, Kit Conveyor, Split Belt, 50/50, Kit Conveyor, Split Belt, 65/35, Kit Conveyor, Split Belt, 70/30, Kit
9	HCT-3013	Conveyor Belt Conversion, Dual to Single Belt, Kit
10	HCT-3014	Conveyor Belt Conversion, Single to Dual Belt, Kit
11	TC3-0433 (x2)	Cooling Fan
12	HCT-4045 (x2)	Crumb Tray
13	HCT-3017-1 HCT-3017-2 HCT-3017-3 HCT-3017-4	Door, Bottom Hinge, Kit* Door, Side Hinge, Kit* Door, Bottom Hinge, Kit (Potbelly)* Door, Side Hinge, Kit (Potbelly)*
14	HCT-4050 (x2) HCT-4190 HCT-4182	Extension, 6" Extension, 12" Extension, 16"
15	HCT-4028	Eyelid
16	100086 (x2)	Finger Guard
17	100777 (x2)	Hatch Latch
18	HCT-4032	Heater Cover
19	HHC-1234	Keypad †
20	HHB-3205 (x4)	Leg, with Pads
21	i5-9211 (x2)	Power Cord Retainer
22	101752	Screw, Thumb, #1/4 x 20 x 1/2" w/Washer Head

Sections



* NOTE: Catalytic converters allow for UL-Certified ventless operation in accordance with UL710B (KNLZ), and are not included on standard oven builds. Ventless ovens are available upon request, and additional charges may apply.

† NOTE: For ovens with serial numbers less than HHC2020ED00270, HHC2020EWED00101, or HHC2020EDED00003, HCT-3016 must be used to replace both old-style heaters, even if only one heater failed. For ovens with serial numbers higher than those listed above, part number HCT-4258 can be used to replace a single failed heater.

#	P/N	Description
1	HCT-4117 (x2)	Catalytic Converter*
2	HCT-4076	Channel, Plenum Support
3	HCT-4148	Hanger, Frame
4	HCT-4099 (x2)	Jetplate
5	HCT-3016 HCT-4258 (x2)	Heaters, Flat Spiral, Kit † Heater, Flat Spiral †
6	HCT-4020 (x2)	Plenum
7	HCT-4169	Support, Top Plenum

Sections

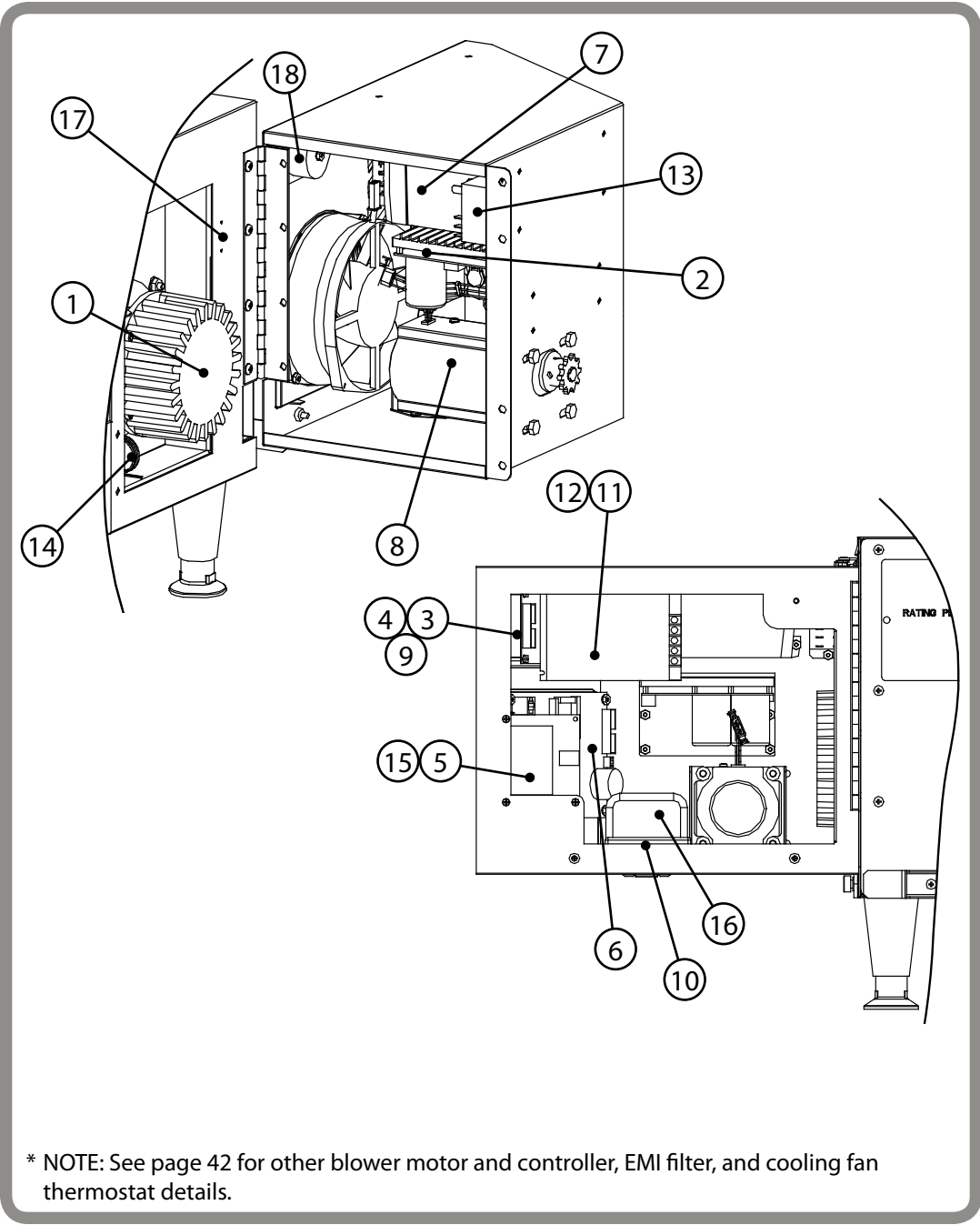
The diagram shows an exploded view of the Left End Bell assembly. Callout 1 points to the main bell housing. Callout 2 points to the blower motor controller. Callout 3 points to the conveyor controller. Callout 4 points to the conveyor motor. Callout 5 points to the distribution block. Callout 6 points to the EMI filter. Callout 7 points to the fuse block. Callout 8 points to the fuse. Callout 9 points to the magnet bracket. Callout 10 points to the magnet. Callout 11 points to the power cord. Callout 12 points to the relay. Callout 13 points to the solid state relay. Callout 14 points to the thermostat. Callout 15 points to the high limit thermostat. Callout 16 points to the SSR.

* NOTE: See page 43 for other blower motor and controller, EMI filter, and cooling fan thermostat details.

† NOTE: Only present on split-belt configurations.

#	P/N	Description
1	HCT-4205 (x2)	Blower Motor Assembly*
2	CON-7013 (x2)	Blower Motor Controller*
3	HHC-6630-2	Conveyor Controller †
4	HCT-4120	Conveyor Motor †
5	HCT-4141	Distribution Block
6	100539	EMI Filter*
7	103548	Fuse Block
8	100599 (x2)	Fuse, 20 Amp, Class CC
9	HCT-4174	Magnet Bracket
10	100851	Magnet, 2-Bar
11	HCT-4116-3	Power Cord, NEMA 15-50P (US) - 3 ph, 50 or 60 Hz, 208-240 VAC
	HCT-4116-2	Power Cord, IEC 309 4-pin (ED / Canada) - 3 ph, 50 or 60 Hz, 220-240 / 208-240 VAC
	HCT-4116-1	Power Cord, IEC 309 5-pin (AU / EW) - 3 ph, 50 or 60 Hz, 380-415 VAC
12	101279	Relay, Mechanical, K6
13	HCT-4213	Relay, Solid State, Dual, 40A, W/ Heavy Duty Heat Sink
14	102086 (x2)	Thermostat, Cooling Fan*
15	102075	Thermostat, High Limit
16	HCT-3018	SSR, Cooling, Kit

Sections



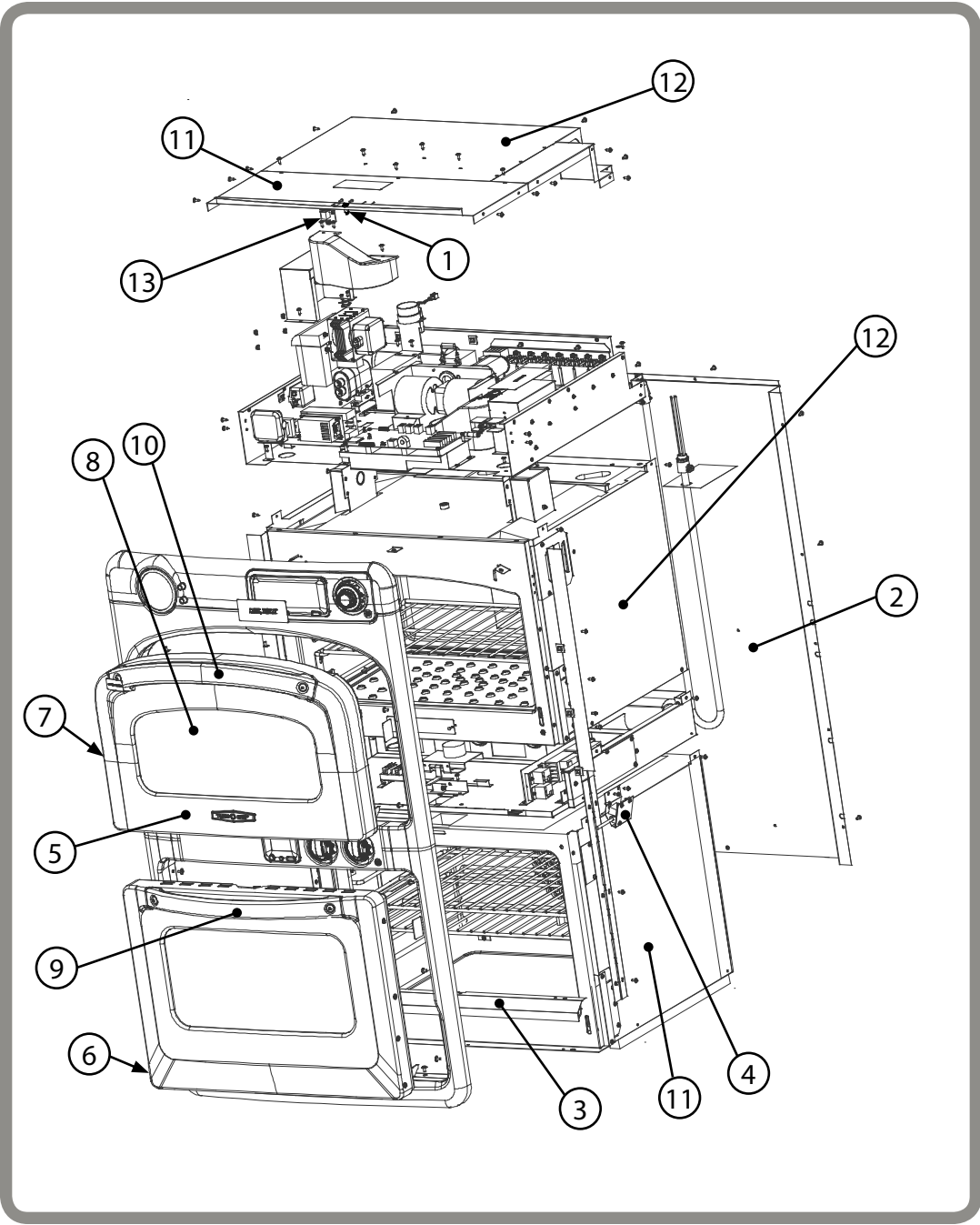
* NOTE: See page 42 for other blower motor and controller, EMI filter, and cooling fan thermostat details.

#	P/N	Description
1	HCT-4205 (x2)	Blower Motor Assembly*
2	CON-7013 (x2)	Blower Motor Controller*
3	C0410	Cable, Display, Power, 2-Pin
4	100184	Cable, Display, Ribbon
5	100182	Cable, Smart Card Reader
6	HCT-3002-X	Control Board, Programmed
7	HHC-6630-2	Conveyor Controller
8	HCT-4120	Conveyor Motor
9	100505	Display, VFD
10	100539	EMI Filter*
11	101211	Power Supply
12	HCT-4103	Power Supply Bracket
13	101279	Relay, Mechanical, K7
14	HHC-6517-2	RTD
15	100506	Smart Card Reader
16	CON-3003	Speaker Replacement, 8 ohm, Kit
17	102086 (x2)	Thermostat, Cooling Fan*
18	100783	Voltage Sensor

Sections

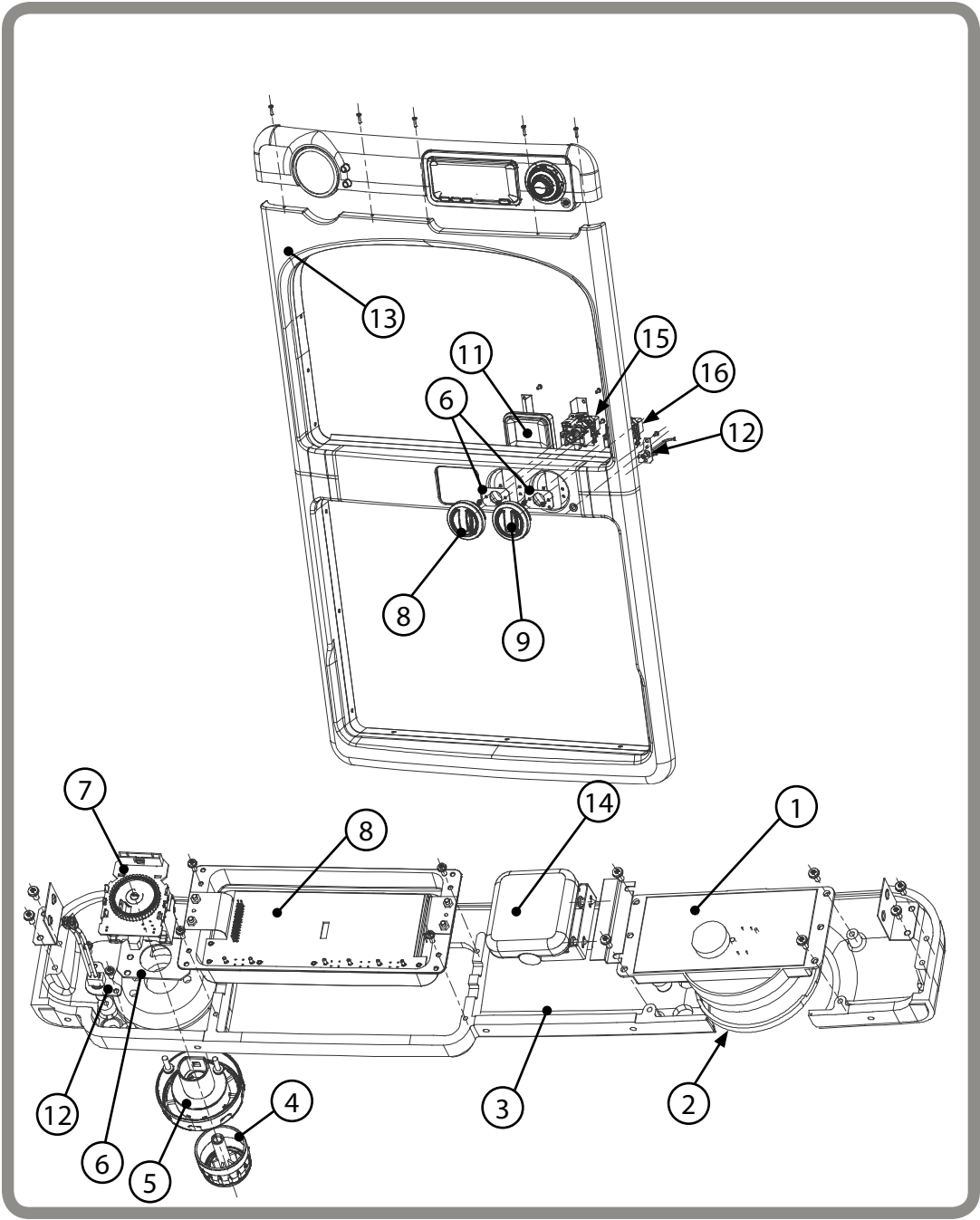
#	P/N	Description
1	HHC-3011	HhC 2020, Firmware Update, Kit
2	HCT-3005	HhC 2020, Ventless Retrofit, Kit
3	HCT-3004-1	Oven Cart, Single Oven
4	HCT-3004-2	Oven Cart, Stacked Ovens
5	HCT-3001	Stacking Kit

Sections



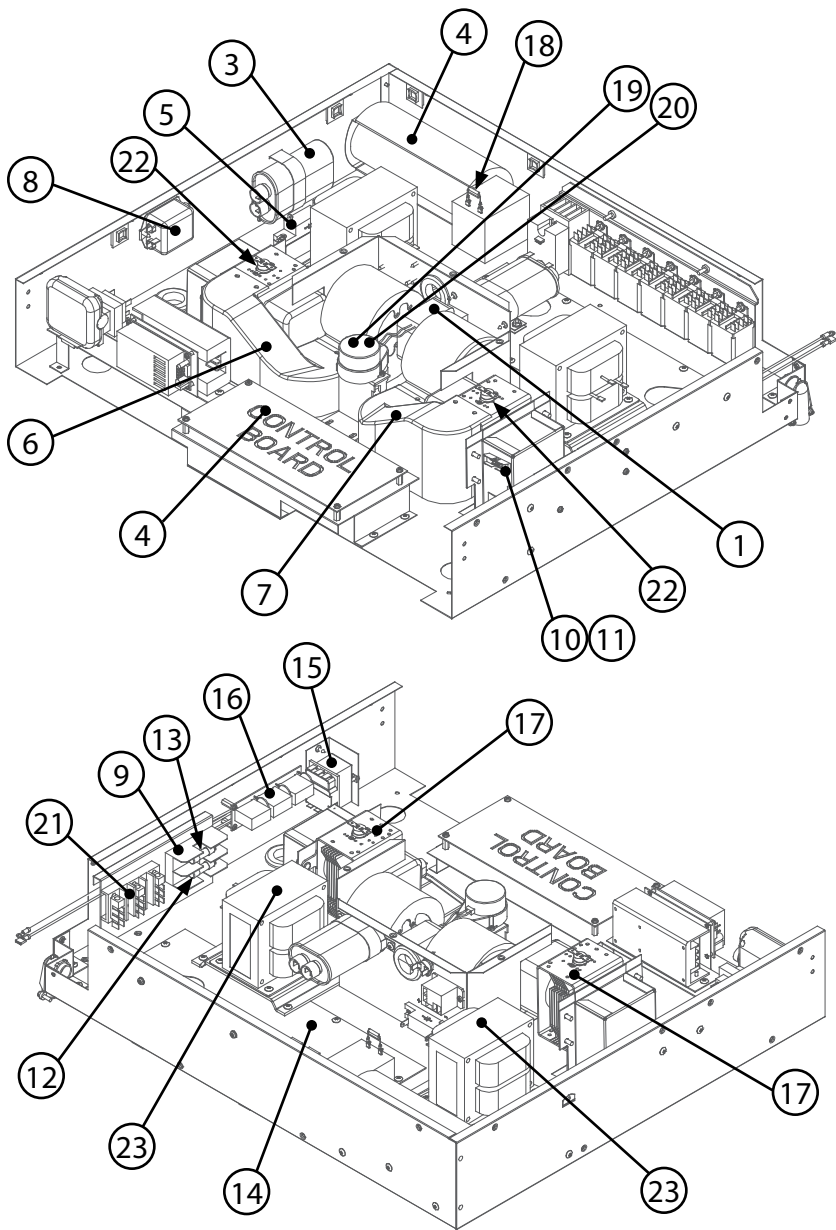
#	P/N	Description
1	100633	Breaker, 6 Amp
2	RWD-9184	Cover, Back, DWO
3	RWD-9584	Diverter, Vent Outlet
4	104229	Door Sensing Switch
5	RWD-3004-X	Door Skin, Replacement
6	RWD-3021	Door, Lower
7	RWD-3019-X	Door, Speedcook Oven
8	RWD-3022	Door, Speedcook Oven, Inner
9	RWD-9224	Handle, Lower Oven
10	RWD-9011	Handle, Speedcook Oven
11	RWD-9356	Top Cover, Front
12	RWD-9355	Top Cover, Rear
13	103193	USB Port

Sections



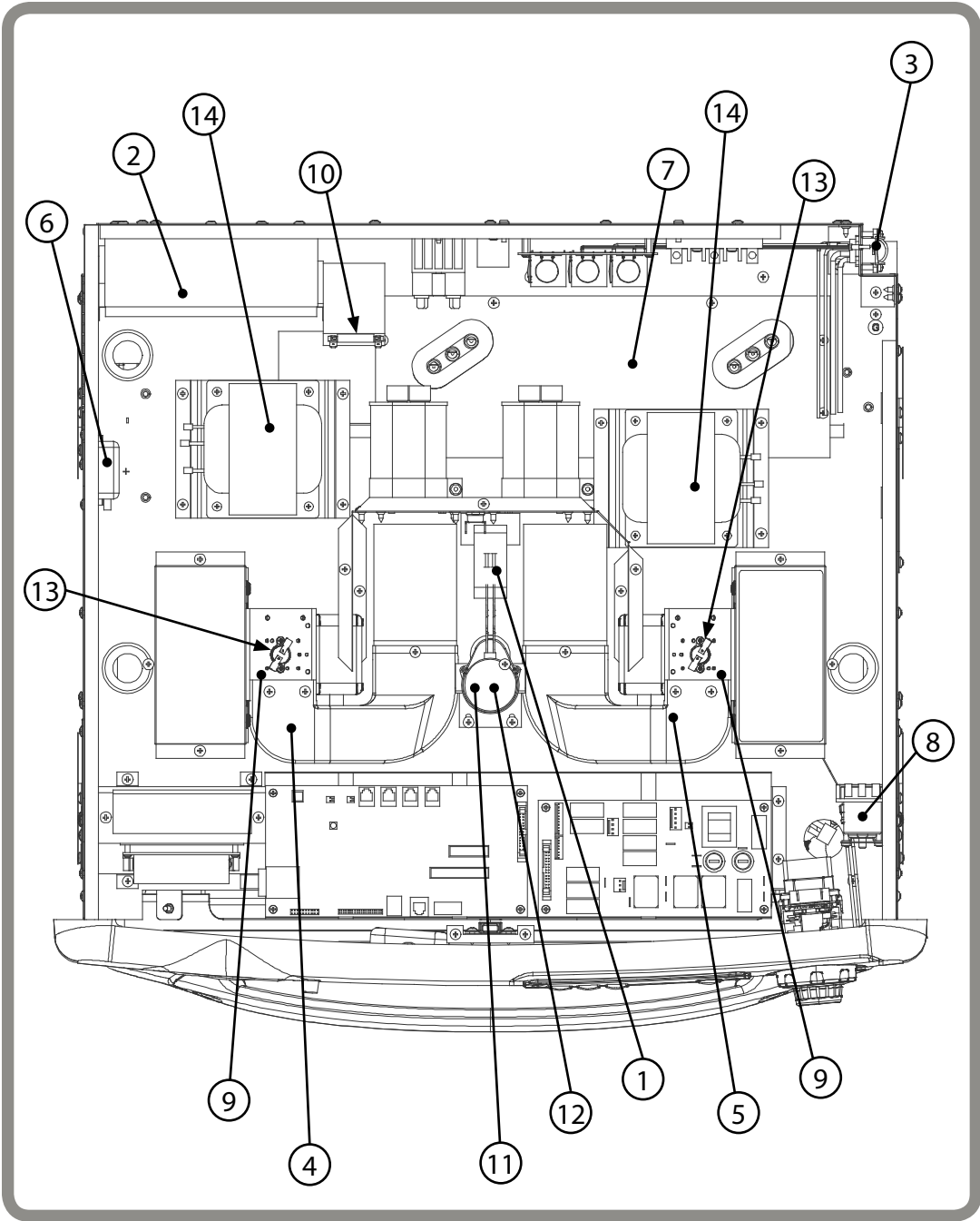
#	P/N	Description
1	RWD-9253	Clock Assembly
2	RWD-9450	Clock Ring Gasket
3	RWD-9046	Control Housing, Upper
4	RWD-9378	CookWheel Knob, Inner
5	RWD-9377	CookWheel Knob, Outer
6	RWD-9455	CookWheel Support Plate
7	RWD-9256	CookWheel Switch Assembly
8	RWD-9379	Dial, Oven Mode
9	RWD-9380	Dial, Temperature
10	RWD-9294	Display Assembly, Upper, TFT
11	RWD-9295	Display, Lower
12	104141	Light Switch
13	RWD-3006	Outer Frame, DWO
14	104214	Speaker
15	RWD-9257	Switch Assembly, Mode
16	RWD-9258	Switch Assembly, Temperature

Sections



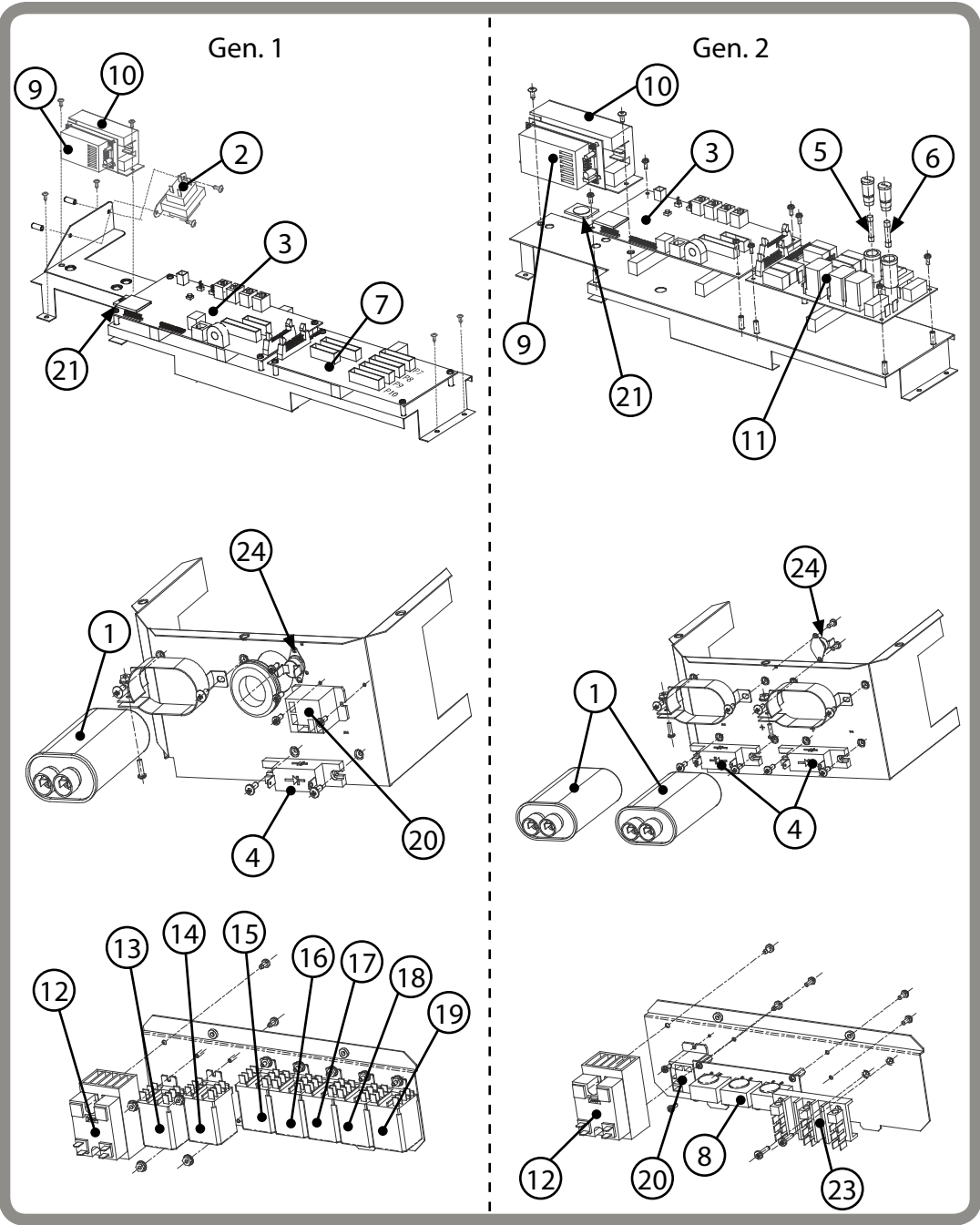
#	P/N	Description
1	104164	Blower, Dual
2	RWD-9391	Bracket, Fuse and Terminal Block
3	100213	Capacitor, H.V.
4	104114	Cooling Fan, EC, Upper
5	100481	Diode, H.V.
6	RWD-9374	Duct, Mag Cooling, LHS
7	RWD-9373	Duct, Mag Cooling, RHS
8	104211	EMI Filter
9	104183	Fuse Block
10	Obsolete	Fuse Holder
11	Obsolete	Fuse, 5 Amp
12	100601	Fuse, 15 Amp, Gen 1
13	100599	Fuse, 20 Amp, Gen 1
14	RWD-9156	Heater Cover Plate
15	102075	High Limit Switch
16	RWD-9490	M.O.V. Filter
17	104154 (x2)	Magnetron
18	RWD-9497	Snubber, Electrical
19	104174	Stirrer Motor, Gear
20	104175	Stirrer Motor, Hub
21	104145	Terminal Block
22	104167	Thermostat, 280F, Open on Rise
23	104137 (x2)	Transformer, H.V.

Sections



#	P/N	Description
1	104164	Blower, Dual
2	104114	Cooling Fan, EC, Upper
3	RWD-9412	Cord, Power
4	RWD-9374	Duct, Mag Cooling, LHS
5	RWD-9373	Duct, Mag Cooling, RHS
6	104211	EMI Filter
7	RWD-9156	Heater Cover Plate
8	102075	High Limit Switch
9	104154 (x2)	Magnetron
10	RWD-9497	Snubber, Electrical
11	104174	Stirrer Motor, Gear
12	104175	Stirrer Motor, Hub
13	104167 (x2)	Thermostat, 280F, Open on Rise
14	104137 (x2)	Transformer, H.V.

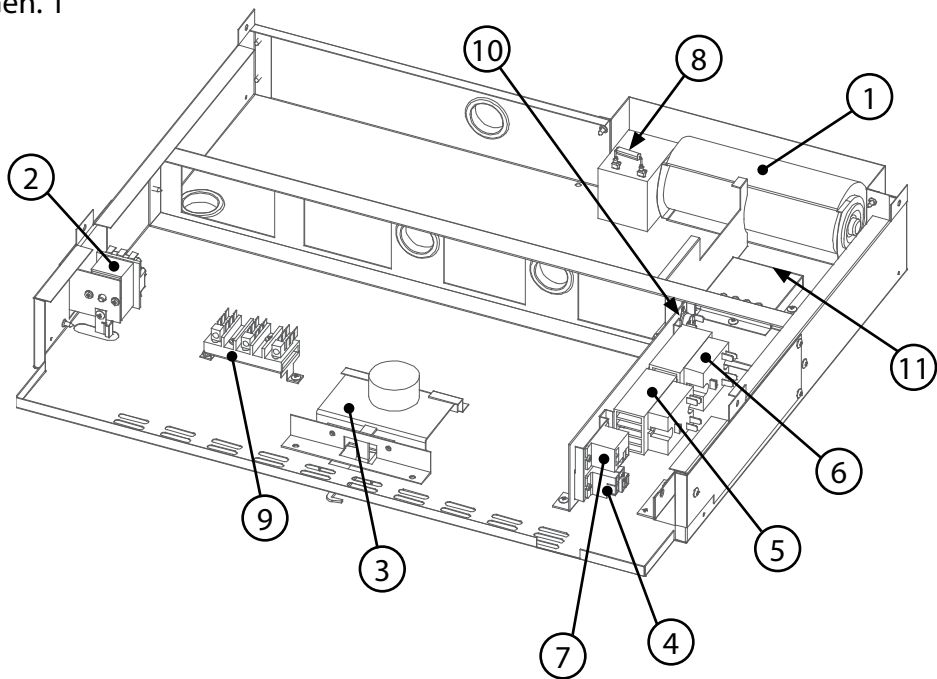
Sections



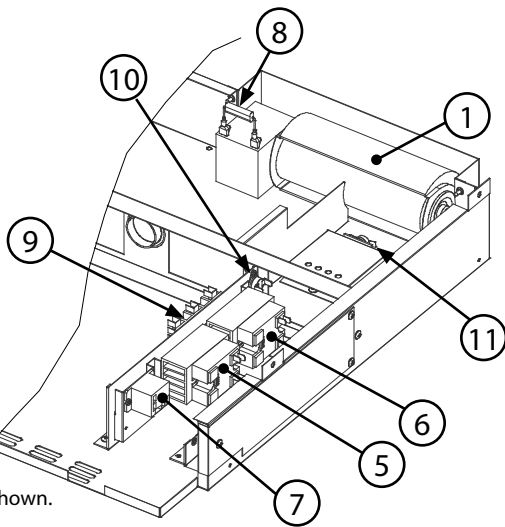
#	P/N	Description
1	100213	Capacitor, H.V.
2	104139	Clock Transformer
3	RWD-3015	Control Board, Gen 2
4	100481	Diode, H.V.
5	100602	Fuse, 15 Amp, Gen 2
6	100603	Fuse, 20 Amp, Gen 2
7	RWD-9622	Interface Board
8	RWD-9490	M.O.V. Filter
9	104128	Power Supply (12VDC)
10	104166	Power Supply (24VDC)
11	RWD-9545-FRU	Relay Board
12	101281	Relay, K1
13	101273	Relay, K2
14	101273	Relay, K3
15	101273	Relay, K4
16	101273	Relay, K5
17	101273	Relay, K6
18	101273	Relay, K7
19	101273	Relay, K8
20	104179	Relay, K9
21	RWD-9562	SD Card, Programmed
22	104214	Speaker
23	104145	Terminal Block
24	102087	Thermostat, 140F, Close on Rise

Sections

Gen. 1



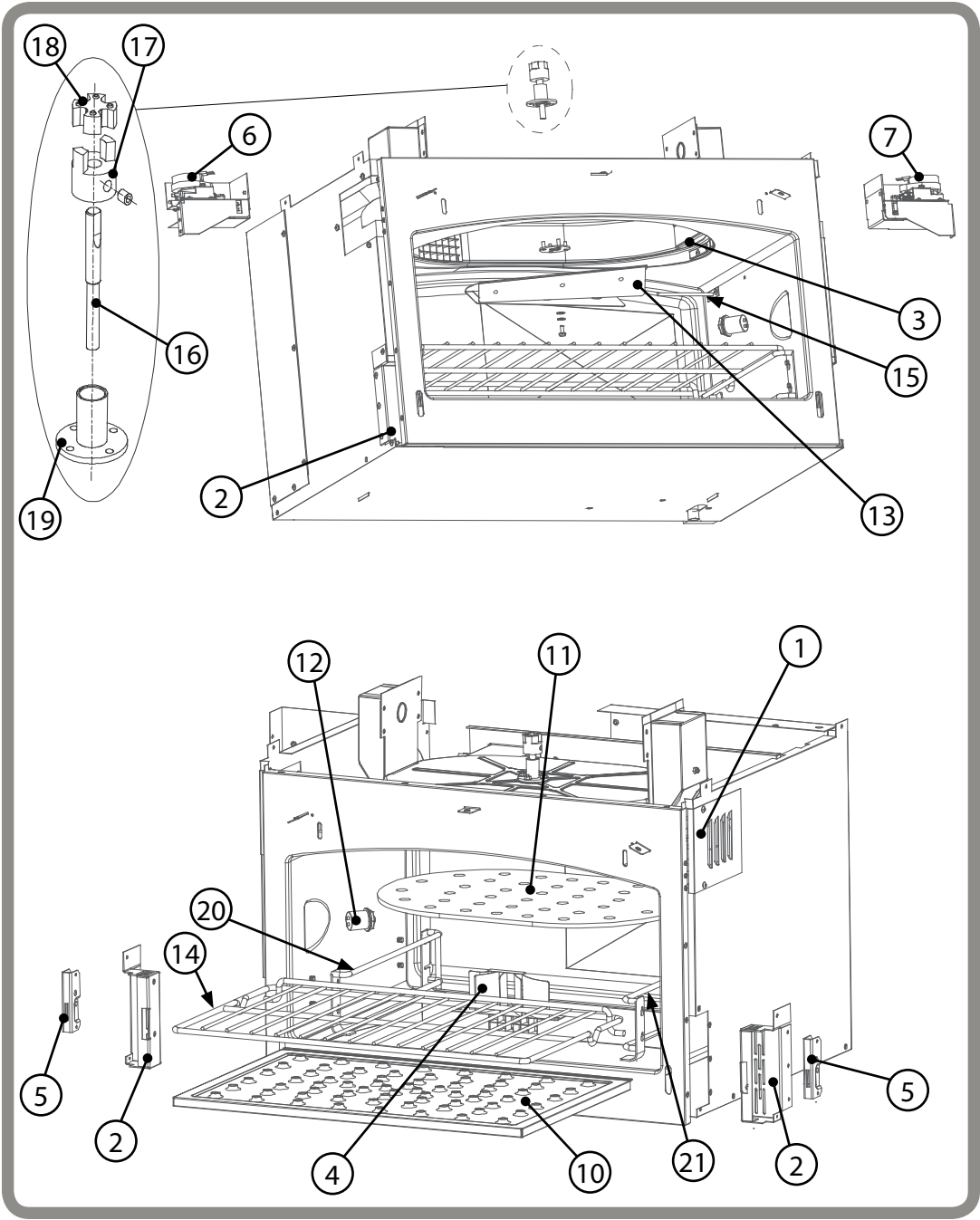
Gen. 2



NOTE: High Limit Switch and Latch Mechanism not shown.
They are located in same location as Gen. 1.

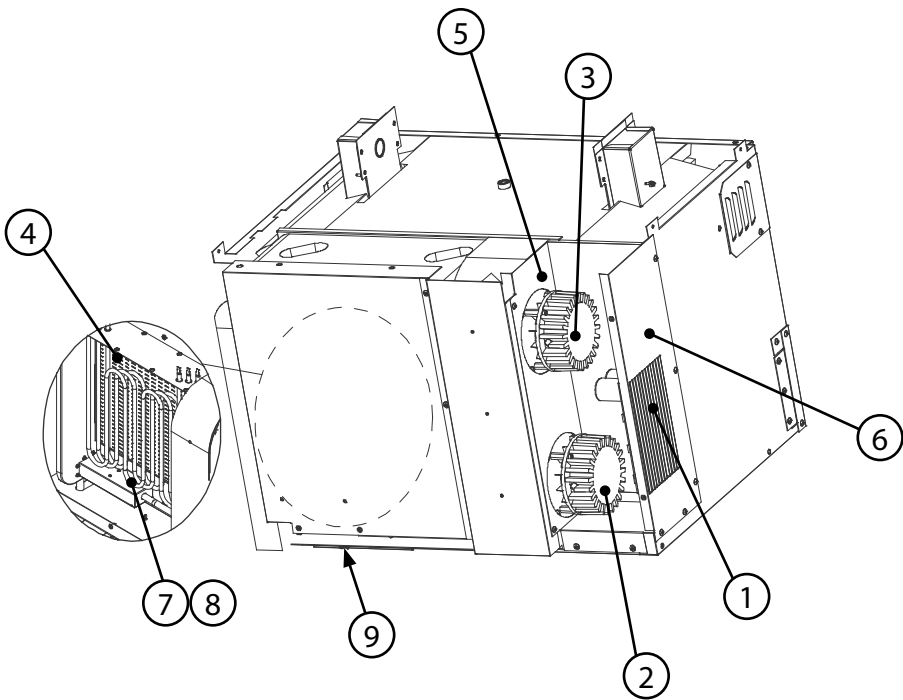
#	P/N	Description
1	104125	Cooling Fan, EC, Lower
2	102075	High Limit Switch
3	RWD-9366	Latch Mechanism
4	104202	Relay, K10
5	101281	Relay, K11
6	101281	Relay, K12
7	104179	Relay, K13
8	RWD-9497	Snubber, Electrical
9	104145	Terminal Block
10	104236	Thermostat, 160F, Close on Rise
11	104167	Thermostat, 280F, Open on Rise

Sections



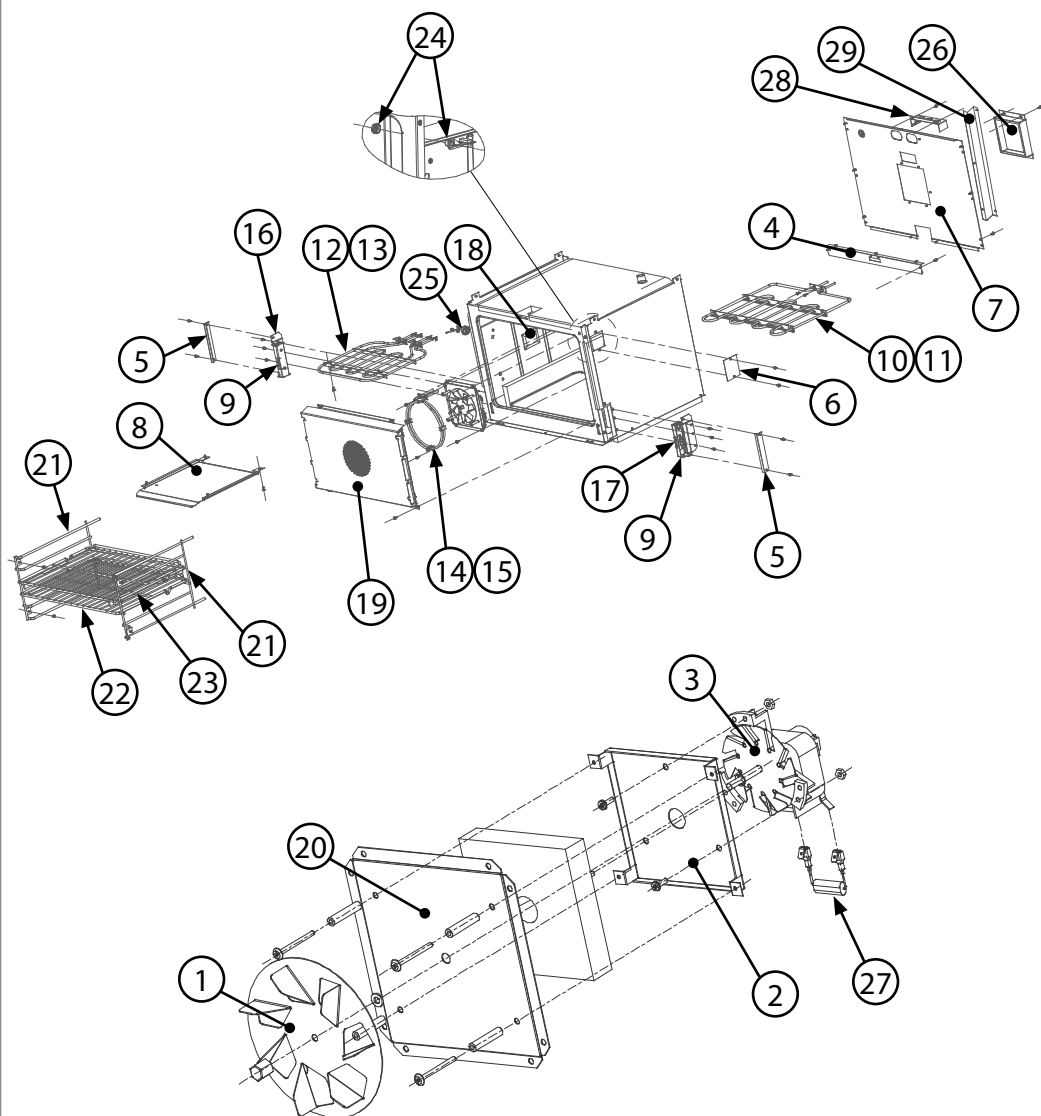
#	P/N	Description
1	RWD-9359 (x2)	Cover, Door Switch
2	RWD-9472 (x2)	Cover, Hinge Pocket
3	RWD-9164 (x2)	Cover, Waveguide
4	RWD-9283	Diverter
5	104123 (x2)	Door Receiver
6	RWD-9187	Door Switch, LHS
7	RWD-9186	Door Switch, RHS
8	RWD-9098	Hinge Pocket, LHS
9	RWD-9097	Hinge Pocket, RHS
10	RWD-9576	Jetplate, Lower
11	RWD-3017	Jetplate, Upper
12	RWD-3014 (x2)	Lamp, Halogen, Upper Oven
13	RWD-9275	Microwave Stirrer Assembly
14	RWD-9167	Rack
15	RWD-9364	RTD
16	RWD-9070	Stirrer Shaft
17	104133	Stirrer, Coupling Hub
18	104134	Stirrer, Coupling Spider Insert
19	RWD-9077	Stirrer, Shaft Support
20	RWD-9165	Support Rack, LHS
21	RWD-9166	Support Rack, RHS

Sections



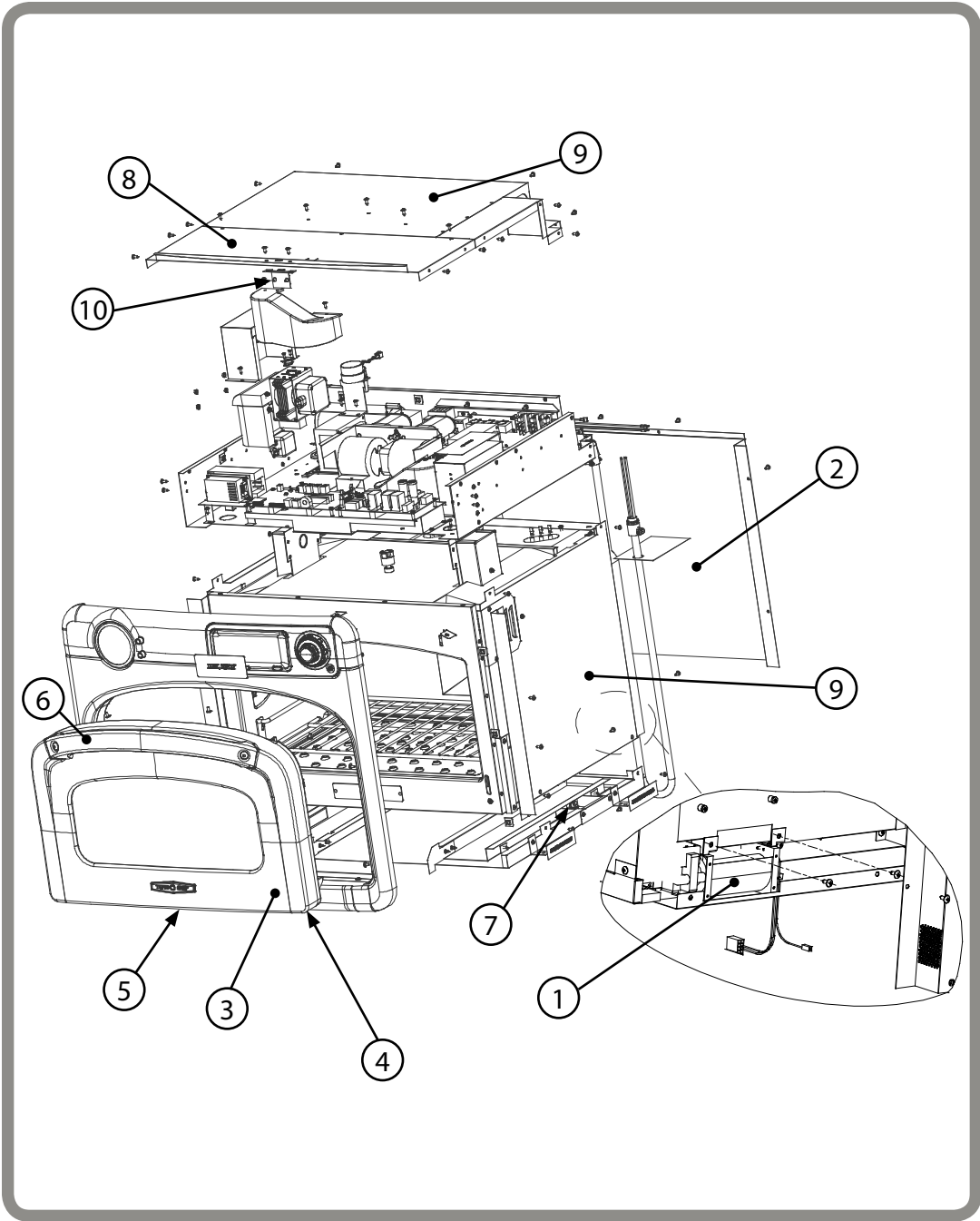
#	P/N	Description
1	100446	Blower Motor Controller
2	RWD-9042	Blower Motor, Lower
3	RWD-9040	Blower Motor, Upper
4	RWD-9066	Catalytic Converter
5	RWD-9280	Cover, Blower Motors
6	RWD-9282	Cover, Motor End
7	RWD-9394	Heater, Upper Oven (208 VAC)
8	RWD-9065	Heater, Upper Oven (240 VAC)
9	104228	Thermostat, 270° F, Open on Rise

Sections



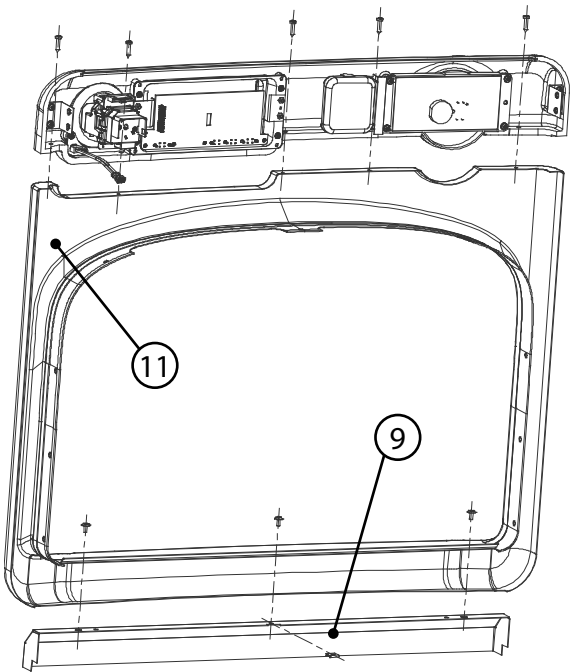
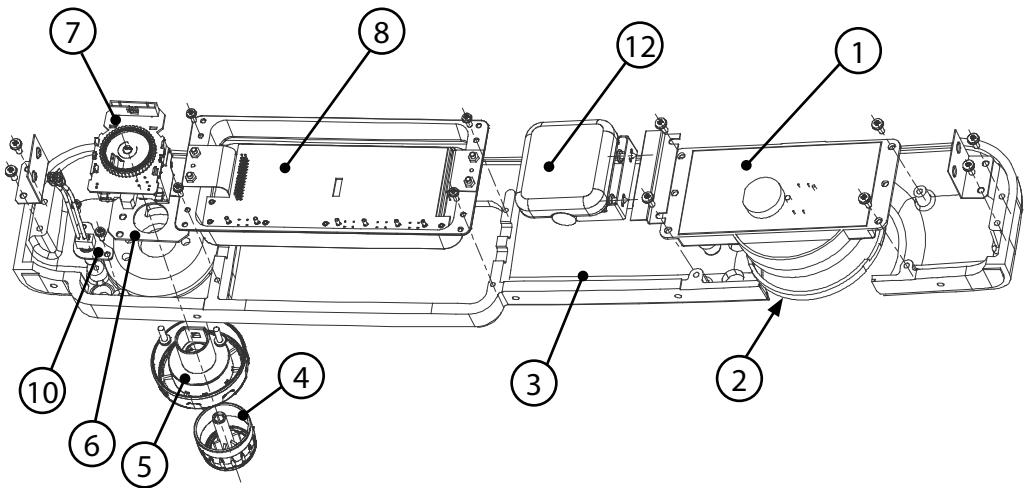
#	P/N	Description
1	104169	Blade, Convection Fan
2	RWD-9238	Bracket, Convection Fan
3	104158	Convection Fan
4	RWD-9242	Cover, Bake Element
5	RWD-9149 (x2)	Cover, Hinge Pocket, Lower
6	RWD-9128	Cover, Meat Probe
7	RWD-9225	Cover, Rear, Lower Oven
8	RWD-9235	Deflector, Broiler
9	104123 (x2)	Door Receiver
10	RWD-9464	Element, Bake, Concealed (208V)
11	RWD-9354	Element, Bake, Concealed (240V)
12	RWD-9462	Element, Broil (208V)
13	RWD-9351	Element, Broil (240V)
14	RWD-9463	Element, Convection (208V)
15	RWD-9353	Element, Convection (240V)
16	RWD-9119	Hinge Pocket, Lower, LHS
17	RWD-9118	Hinge Pocket, Lower, RHS
18	RWD-3016 (x2)	Lamp, Halogen, Lower Oven
19	RWD-9575	Panel, Convection, Porcelain
20	RWD-9237	Plate, Convection Fan
21	RWD-9385 (x2)	Rack Guide
22	RWD-9384	Rack, Lower Oven
23	RWD-9383	Rack, Roller, Lower Oven
24	104159	Receptacle, Meat Probe
25	RWD-9364	RTD
26	RWD-9223	Separator, Convection Fan
27	RWD-9497	Snubber, Electrical
28	RWD-9215	Stand-Off, Broil Element
29	RWD-9130	Stand-Off, Rear, Lower

Sections



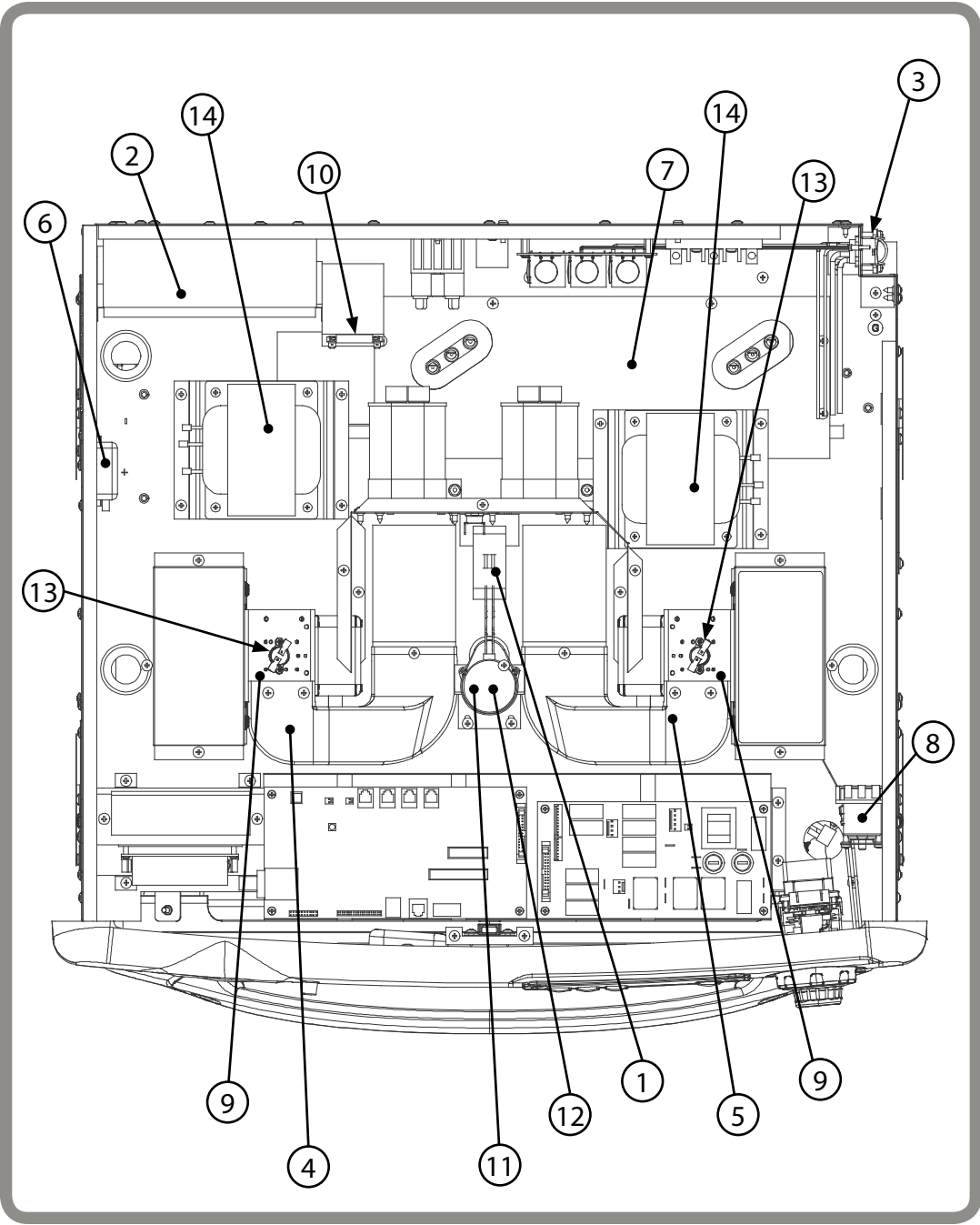
#	P/N	Description
1	RWS-9043	Blower, Exhaust
2	RWS-9018	Cover, Back, SWO
3	RWD-3004-X	Door Skin, Replacement
4	RWD-3019-X	Door, Speedcook Oven
5	RWD-3022	Door, Speedcook Oven, Inner
6	RWD-9011	Handle, Speedcook Oven
7	104228	Thermostat, 270F, Open on Rise
8	RWD-9356	Top Cover, Front
9	RWD-9355	Top Cover, Rear
10	103193	USB Port

Sections



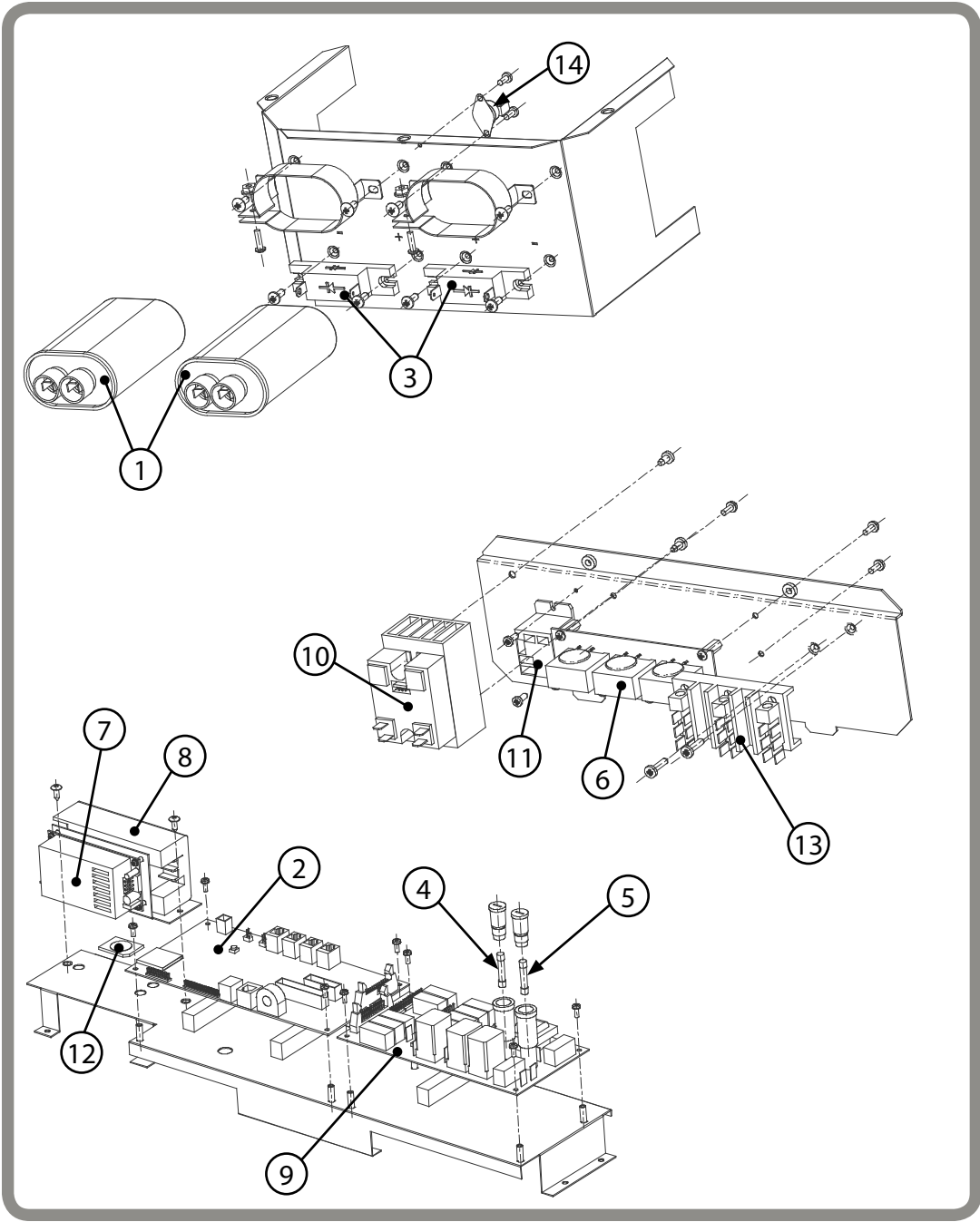
#	P/N	Description
1	RWD-9253	Clock Assembly
2	RWD-9450	Clock Ring Gasket
3	RWD-9046	Control Housing, Upper
4	RWD-9378	CookWheel Knob, Inner
5	RWD-9377	CookWheel Knob, Outer
6	RWD-9455	CookWheel Support Plate
7	RWD-9256	CookWheel Switch Assembly
8	RWD-9294	Display Assembly, Upper, TFT
9	RWD-9584	Diverter, Vent Outlet
10	104141	Light Switch
11	RWS-9005	Outer Frame, SWO
12	104214	Speaker

Sections



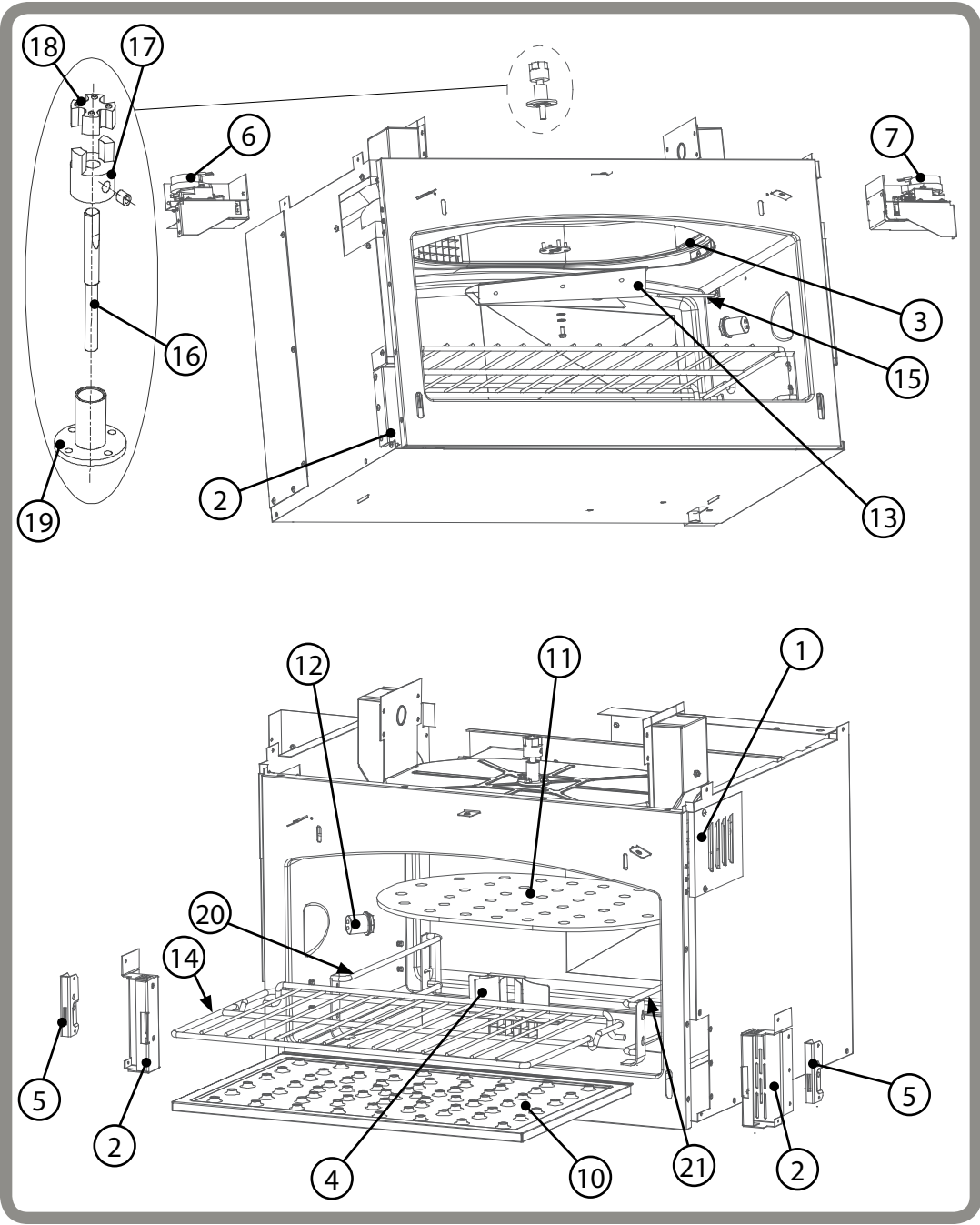
#	P/N	Description
1	104164	Blower, Dual
2	104114	Cooling Fan, EC, Upper
3	RWD-9412	Cord, Power
4	RWD-9374	Duct, Mag Cooling, LHS
5	RWD-9373	Duct, Mag Cooling, RHS
6	104211	EMI Filter
7	RWD-9156	Heater Cover Plate
8	102075	High Limit Switch
9	104154 (x2)	Magnetron
10	RWD-9497	Snubber, Electrical
11	104174	Stirrer Motor, Gear
12	104175	Stirrer Motor, Hub
13	104167 (x2)	Thermostat, 280F, Open on Rise
14	104137 (x2)	Transformer, H.V.

Sections



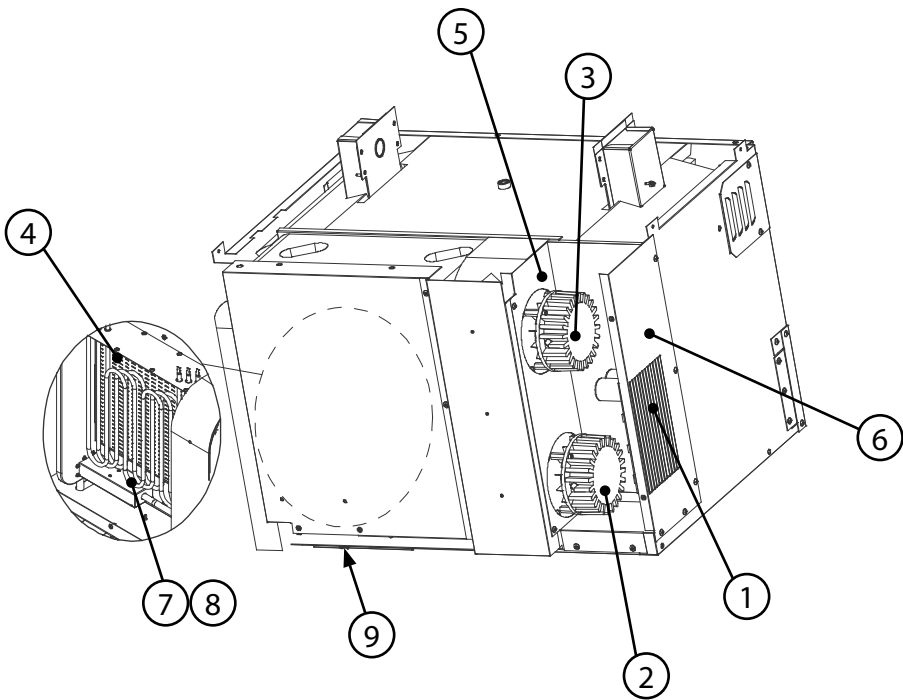
#	P/N	Description
1	100213	Capacitor, H.V.
2	RWD-3015	Control Board, Gen 2
3	100481	Diode, H.V.
4	100602	Fuse, 15 Amp, Gen 2
5	100603	Fuse, 20 Amp, Gen 2
6	RWD-9490	M.O.V. Filter
7	104128	Power Supply (12VDC)
8	104166	Power Supply (24VDC)
9	RWD-9545-FRU	Relay Board
10	101281	Relay, K1
11	104179	Relay, K9
12	RWD-9562	SD Card, Programmed
13	104145	Terminal Block
14	102087	Thermostat, 140F, Close on Rise

Sections



#	P/N	Description
1	RWD-9359 (x2)	Cover, Door Switch
2	RWD-9472 (x2)	Cover, Hinge Pocket
3	RWD-9164 (x2)	Cover, Waveguide
4	RWD-9283	Diverter
5	104123 (x2)	Door Receiver
6	RWD-9187	Door Switch, LHS
7	RWD-9186	Door Switch, RHS
8	RWD-9098	Hinge Pocket, LHS
9	RWD-9097	Hinge Pocket, RHS
10	RWD-9576	Jetplate, Lower
11	RWD-3017	Jetplate, Upper
12	RWD-3014 (x2)	Lamp, Halogen, Upper Oven
13	RWD-9275	Microwave Stirrer Assembly
14	RWD-9167	Rack
15	RWD-9364	RTD
16	RWD-9070	Stirrer Shaft
17	104133	Stirrer, Coupling Hub
18	104134	Stirrer, Coupling Spider Insert
19	RWD-9077	Stirrer, Shaft Support
20	RWD-9165	Support Rack, LHS
21	RWD-9166	Support Rack, RHS

Sections



#	P/N	Description
1	100446	Blower Motor Controller
2	RWD-9042	Blower Motor, Lower
3	RWD-9040	Blower Motor, Upper
4	RWD-9066	Catalytic Converter
5	RWD-9280	Cover, Blower Motors
6	RWD-9282	Cover, Motor End
7	RWD-9394	Heater, Upper Oven (208 VAC)
8	RWD-9065	Heater, Upper Oven (240 VAC)
9	104228	Thermostat, 270° F, Open on Rise

For service or information:

Within North America call
800.90TURBO

Outside North America call
+1 214.379.6000 or
Your Authorized Distributor

Global Operations

4240 International Pkwy, Suite 105
Carrollton, Texas 75007 USA
+1 214.379.6000 PHONE
+1 214.379.6073 FAX

Customer Support

1-800-90TURBO
+1 214-379-6000
turbochef.com